



THE OPEN BONNET

*A monthly publication of the Foothills British Car Club
of South Carolina*



MAY 09 MEETING **Willy Taco - Easley**

Roads of Northern Italy

- ⇒ Dinner 5:30pm (optional)
 - ⇒ Club Meeting 6:30pm
- Willy Taco**
5051 Calhoun Memorial Hwy
Easley, SC 29640

IN THIS ISSUE

- 2) President's Message**
- 4) Penetrating Oils**
- 5) TR7 No Go!**
- 6) What We've Been Working On**
- 11) Our Service Recommendations**
- 12) 2023 VTR Nationals Events**



President's Message

By Mark Dawley



So now we are out a Lous Europa, Ferrari 308, Lamborghini Muira and a series 1 Miata.

Bottom line is if you have a chance to share your pride and joy with a young person, please do it; the payback is worth whatever inconvenience you may encounter.

Best regards,

Mark Dawley

Just finished cleaning up the clutter from our annual pilgrimage to Road Atlanta for the Mitty Vintage Historic Races.

I will put together a report on the event separately after I have gathered more pictures, but for now I want to focus on the future.

We noted a healthy attendance of younger folks being brought by their parents to experience the sights, sounds and yes, even the smells of vintage cars being used as intended.

Both those being run on track in competition and those that were on display or cruising about around the infield which is where we fit in.

As far as vintage rides, Jud Chapin drove his MGA down following our XJ-S towing the Berkeley along with Al Morris's Pantera and Aurora Cobra.

We made sure that interested folks, especially the younger crowd, had a chance to sit in, listen to and get photographed in the cars most young folks have never heard of. Smiles were extremely evident with both the youngsters and in all cases of the very young, the parents.



The total cost of this to us, the current caretakers of these cars was. at most some dirt on the carpet (or seat in the case of the Berkeley).

Seeing all the smiles that day was priceless.

The day before as we were busily preparing the old crocks (and the cars as well) for the 200 or so mile round trip down our new neighbors stopped by with their 3 young children ages 6 to 10 I would estimate.

Another guy with his 4 year old son from Asheville restoring a Berkeley came by to pick up a speedometer he bought from me that I will never use.

As those of you who have been to our place might remember I keep a display stock of Hot Wheels / Matchbox cars that catch my eye hanging in the shop.

We always encourage visiting kids (of all ages....) to pick one out to keep.

Welcome New and Renewing Member

Chuck & Dee Ann Gee
Fountain Inn, SC 29644
1967 TR4A, 1957 TR3

Andrew Steidinger
Greenville, SC 29615
1969 MGC

Bill Hines
Easley, SC 29642
!966 MGB

George & Glenda Auxier
Greenville, SC 29605
Previously: TR4, Austin Healey BN7 & BJ8,
Jaguar XK150

Stephen Spiller
Simpsonville, SC 29681
Austin Healey Sprite

Mary & Jim Dunkel
Pendleton, SC 29670
the MGB is no longer

On The Cover

Members of the FBCC helped move An ivy-encrusted 1979 TR7 from a carport where it had been parked since 2009. Before this evaluation there was some hope that it might be brought back to life as a "club project". Not so fast they say! See the story in this issue as to what was found during the moving and examination process. Maybe the next one.

Next Saturday, May 6: Palmetto Live Steamers

By John Mims

**USE OUR EMAIL SYSTEM TO GATHER A GROUP
FOR A JOINT DRIVE
(FBCCEMAIL@GOOGLEGROUPS.COM)**

As a member of Palmetto Live Steamers I am again extending an invitation to the Foothills British Car Club to attend the Palmetto Live Steamers event on Saturday, May 6th 2023. For those who did not see my presentation in 2020- Palmetto Live Steamers is a club that operates scale model live Steam and Electric Locomotives that are about 1/8th scale. Engines can weigh anywhere from 400 to 1800 pounds and the larger ones can handle 10 or more passengers. There will be numerous engines in operation. The track is located in Williamston, SC and it is about a mile in length. There is more than



just trains. The property owner is a collector of old equipment and the really impressive part is he (and a small army of Volunteers) will have a number of these machines running. This includes things like a Veneer machine , a shingle mill, a cotton gin and a sawmill. Some of these will be powered by "hit or miss" engines.



There is also a building with old tractors (some pre -

1900) , a building with old cars and another building with Classic cars. If you like to see old machinery, especially when they are in operation, then I guarantee you will find this place interesting. Several members attended in 2020 and 2021. Ask them about their experience. Perhaps one of them will organize a "club drive" to the event? That would certainly help some in finding the place.

This is an invitation only event and not open for the general public, and the FBCC is invited! The machinery in operation will be running as they were in their time, with exposed belts and gears. Visitors are responsible for their own safety and should maintain safe distances from the machinery. Adults are responsible for supervising any children in their care.

Address: 4300 Hopewell Road, Williamston, SC. If you are heading East on Hopewell road the entrance will be on the right. There is a White house



on the left side as you enter. The entrance is somewhat hidden and easy to miss so look at the attached image. Once you enter you are basically on a farm, follow the paved road past a barn on the left and down a dip where you will cross some 2 ft gauge railroad tracks. Continue as the road goes up a hill and swings to the right and look for a "British Cars' sign. Park on the Right hand side of the road with the front of the car toward the road.

The gate will be open after 9:30 AM. There will be a food truck on the property or you can bring your own food if you like. This is a large property and there is room to socially distance if you have not yet been vaccinated. I will be somewhere around the track, either assisting in track operations or running my own engine but you can reach me on my cell phone - 603-721-2653. If you need some questions answered prior to the event you can email me at joelka65@gmail.com.

Talking Shop & Twisting Wrenches at Jack's Place April 15

Bob Moore walked the attendees at Jack's Place through some key maintenance recommendations during April's open garage session. One of the take-a-ways being that before adjusting your parking brake (aka hand/emergency brake) make sure you've checked that your brake shoes have been adjusted



out to barely touching the drums. Otherwise your not going to have done anything to help with the stopping power. Secondly, a leaking brake cylinder or oil leaking on the shoes doesn't help stop the car when



you apply the brakes. Doh! Time to replace the axle seals on Kirk's TR4. All part of the LBC discovery and maintenance process.

Tech Tip: Best Penetrating Oils

Scott has copied this article from the February RTR Spokes newsletter which states, "Got this off the Internet but no longer have the source. Thanks to whoever compiled it, but caveat emptor!"

"Machinist's Workshop" recently published information on various penetrating oils. The magazine reports they tested these products for "break out torque" on rusted nuts and bolts. A subjective test was made of popular penetrating oils, with the unit of merit being the torque required to remove the nut from a "scientifically rusted" bolt.

Average torque load to loosen nut:

No Oil used 516 foot pounds
WD-40 238 foot pounds
PB Blaster 214 foot pounds
Liquid Wrench 127 foot pounds
Kano Kroil 106 foot pounds
ATF/Acetone mix 53 foot pounds

The ATF/Acetone mix is a "home brew" mix of 50/50 automatic transmission fluid and acetone. Note this "home brew" released bolts better than any commercial product in this one particular test. Our local machinist group mixed up a batch, and we all now use it with equally good results. Note also that Liquid Wrench is almost as good as Kroil for 20% of the price. Automatic Transmission Fluid (ATF)/ Acetone mix is best, but you can also use ATF and lacquer thinner in a 50/50 mix. We call it Weasel Pee! Please note, if you do make some, put it in a glass container. It will eat anything else. It also separates when sitting, so you'll need to shake it each time you want to use it. Be careful of your paint job!

YouTube discussion on penetrating oils

<https://youtu.be/xUEob2oAKVs>



Take a Hard Look - Before You Jump!


By **Scott McCombe**

So the concept is pretty simple. Find a free or really cheap LBC that the FBCC club members can help bring back to life as a low-cost social activity with positive rewards likely. Actually in practice, this is quite the complex and demanding undertaking. A lot of factors must be considered but this idea was brought forward in the April monthly meeting at Willy Taco. It turns out that the FBCC membership expressed a fair amount of interest in this proposal and so the evaluation of a very neglected 1979 Triumph TR7 was undertaken.



Brett's rollback and 9 volunteers helped extract the mildewed TR7 from vines and debris.

Since that meeting, several members identified potential work space where cleaning and basic repairs might be performed for 6 months to a year. That was quite encouraging to learn. These varied from a wide open warehouse setting to an unused garage. Additionally, others offered to provide help cleaning and fumigating the sad carcass. Many more volunteered their time and wanted to be part of the recovery team that would twist wrenches to bring the LBC back to life.



Sadly, the first conditions for using this TR7 as an LBC recovery project could not be met. There was rust through the floorboards which could have been addressed, but when water poured out of cylinder number 4 upon spark plug removal, the group felt the engine was probably frozen and required more than some Marvel Mystery Oil to raise from the dead.



But let's not give up on this project possibility. Remember, we are not trying to restore a classic with this endeavor. If a clean bodied car were to be found that needed basic mechanical work to be put back on the road, we might resurrect this opportunity. We have the skills to do this and I'm sure many would volunteer extra parts, tires, or whatever. And if it were to go toward the continual gathering of like-minded friends with the potential for either offering a small profit to charity or at least breaking even, all the better.

I can't imagine a more enjoyable way to spend a bit of the club money to have fun doing what we love to do - fix stuff. Now if only we could locate a rear-ended car with a nice matching one that had blown its running gear! Someone needs to find these two cars and we'll be off and running.

Links of the Month

(send the editor your favorites)

From Bob Moore: Palmen Barnfind Collection

<https://www.youtube.com/watch?v=RPkbVITZql4>

From Scott McCombe: A Comparison of Penetrating Oils

<https://youtu.be/xUEob2oAKVs>

What We've Been Working On

You Honkin' at ME!!!

John Burton Reports:

Several weeks ago I set off on a club drive to be presented with an issue before I even left our development. I had a self sounding horn, obviously it could sense hidden dangers,, just a few too many for my liking, and the neighbors'. So I pulled over and pulled the 50 amp fuse, then proceeded on my way. I drove all day and a few trips over the following weeks without the horn.

When I restored my Healey in 2002 I made up a simple four wire steering column harness which I thought would be good enough, well it lasted 20 years. I assumed the sounding horn was the harness shorting out somewhere so I ordered a new harness from www.britishwire.com.

It's a straight forward job, just don't loose any screws because you won't have any extras in your parts box unless your other hobby is repairing clocks.

Once the stator tube is extracted from the column the task is to remove the horn push assembly which is held on by three small machine screws.

Holding it all together is a must,, there are springs and clips that if done right you won't have to deal with.

Once removed from the flange, the old wires can be cut, the harness can be pulled out of the stator tube,

and the new one can be slid in. "Not quite that simple"

I had to modify a nylon tube cleaning brush to scrub the dirt and grime from inside of the tube, once degreased I was I able to push the harness down the tube, 1" at a time.


The most obvious thing was to remove the old wires and then connect the new. Well, if I'd done that I would have ended up with the springs and clips on the bench top because the machine screws are not held in place. They would have dropped inside the assembly, "brilliant British design".

I had to carefully remove one tiny brass nut at a time, holding the assembly upside down I hooked on the new wire. Pulling on the new wire prevented the brass machine screw from dropping into the assembly when I turned it face up to fit the nut and lock washer. Repeated three more times, and hoped I didn't loose my concentration.

Once all connected, fasten the assembly onto the flange, after looking for another screw. Did I mention about not loosing the screws? Reading this article first would have been useful.

I slid the assembled stator tube back down the steering column, fitted a ferrule, "we call them an olive in England !" and tightened the brass nut while my son held the horn push in place. Done.

If I hadn't done this job a few times over the years on TR3's, 50's Jaguars and of course Healeys,, I would no doubt still be looking at a pile of springs and clips on the bench.



What We've Been Working On

That is the Question!

By Wayne Telman

To be (there) or not to be (there)? That is the question. Will "Trailer Trash" be at an FBCC meeting in May? That remains to be seen. At present, Trailer Trash is at American Tooling (John Sharpe's business) for some final work. John has taken on the task of getting some front end/tongue weight in place.

A few weeks ago, Zach Merrill kindly mounted my



spare tire to the chrome spare 48 spoke rim. The spare and its mounting location are part of the effort to gain weight in the forward section of the trailer. Zach also lent me his scales so that I could get an accurate weight and weight distribution on the trailer. This is necessary to calculate the proper amount of tongue weight to safely tow the trailer. Given the imbalance of front to rear weight distribution caused by the axle being located "forward" on the trailer, counterweight is a necessary evil. So how did the weigh in go? Splendidly! Of course, being a guy, I didn't read the instructions first. That resulted in me taking the trailer back off the load cells and zeroing the controller and then obtaining accurate weights at each measurement point. Seventy-four years old and I still haven't learned to read the instructions first! Sound familiar anyone? Here are the weights unloaded and loaded to simulate down the road while packed out. The good news is that the loaded-out weight is only about half of the axle rating.

On Monday, May 1, the tongue weight scale is due to be delivered. Using it, I can obtain the correct tongue weight. Anything else to report? Well, yes. The wiring is completed, and everything works when hooked up to the Tahoe. Then there is the headlamp




situation. To all of you who thought the headlamps should work, it was the intent all along.

Hope to see y'all on Tuesday, May 9. If we can't make it, there is always June!

Double Pumper Holley

By Brett Looper

I bought the 4 barrel conversion kit from the wedge shop. It is a holley 600 that is jetted down to around 400cfm. I had the intake polished. I sandblasted the valve covers. I put primer on them and some




chrome paint. I deleted the smog system and plugged the holes in the heads. I also deleted the EGR. I plugged the holes in the exhaust manifolds that went to the air intakes in the front corners of the engine bay. I had to put a 160 degree thermostat in it. I had to move the electric fan intake sensor wires to the fan sensor on the radiator since that gets deleted from the old intake. I had to open the throttle idle screw then adjust the high idle screw to around

(Continued on page 8)

What We've Been Working On

(Continued from page 7)




1500 rpm. Then I adjusted the electric choke after the car warmed up. Then I set the throttle idle screw to around 1100 rpm at idle when the engine is warm. The mixture and front pump was already preset so no adjustments were needed. The car runs really good now and you gain around 30-40 hp with the 4bb carb. That is the best thing to do to the carbureted TR8's. It makes the car look and run so much better.



Eastwood in Greenville May 25 - 28

Eastwood will be at the Greenville Convention Center located at 1 Exposition Dr, Greenville, SC 29607 Thursday May 25th to Sunday May 28th.



We will have hundreds of products at show special pricing. Eastwood will also be offering free shipping on most orders of \$100 or more. If there is anything special you would like us to bring please email us at mobilestoreorder@eastwood.com

Yikes - TR6 on BAT Brings \$62,000.

A 19'76 TR6 on Bring a Trailer for \$62,000. Wow! Maybe LBCs haven't leveled off just yet.

<https://bringatrailer.com/listing/1976-triumph-tr6-161/>

A Summer Reminder! Jack's Place Safety During Open Garage!

- 1) **Required:** No flip flops or open-toed sandals will be worn inside the garage!
- 2) **Required:** Use the provided safety glasses when using under a car!

FBCC Meeting Minutes

April 11, 2023

By Nigel Brooks

Attendees: 52 were counted present.

(Last names only): Acampora, Barefield, Blakely (2), Spiller, Burton (2), Buto (2), Chapin, de Jong (2), Detlefsen (2), Eicher, Gee (2), Dawley (2), Bowen, Brooks, Jakubek, Fansher (2), McCombe, Mims, Mitchell (2), Moore, Telman (2), Novak (2), Orłowski, Scharwachter (2), Schindler, Sharpe (2), Thomas, Wesley. (Note: some of those present did not sign the attendance sheet)

LCB's present: Yellow TR250, Red Jaguar, Black Jaguar, Blue MG Midget, Black TR7, Blue Mini, Red Austin Healey, Light Blue jaguar, Red (Maroon) TR7, White Austin Healey. A tie between Triumphs and Jaguars.

Location: Willy Tacos, Easley, SC.

Opening Statements:

Mark opened the meeting at 6:30.

There were a couple of LCB's on the market in the club, a 1953 TD (Zac's?) and a 69 or 70 TR6 (Bill Palmers').

The club welcomed new member Steve Spiller with a Bug Eye Sprite, who worked for LUCAS for years. Someone commented that maybe now we can get the electricals in these bloody cars running. Also, Nathan Cash, a student at Tri-County Tech who has three MGAs (about 1960), who hopes to get at least one car out of them. Chuck & Dee Gee are also new members with a 1967 TR4A and 1957 TR3.

Treasurers Report: Tom indicated that the club has topped a new record in the club balance.

Garage: Bob Moore will run the garage on 15 April.

Drives/Events:

May 6 will be the steam engine event in Williamston, SC open only to FBCC members. More details to follow in the newsletter.

Road Atlanta will be 28 April. Mark will send out details of the trip.

Cars and Coffee is 22 April.

The Shelton Vineyards will be holding their TR club gathering. Details will be in the newsletter.

Jacobs Open House party will be 29 April, at Old Buncombe & Pilot Road.

Broad River Shelby NC car show will be 29 April. Details will be in the newsletter.

Atlanta British Motor Day will be 7 May. Again, details will be in the newsletter.

The VTR will be in Dillard Ga., 27 Sept to 1 Oct 2023. Tom will get details of this event.

Program: Scott gave a presentation on all the various activities the FBCC club is engaged with over the years, from drives, to cars shows, overnights, garage projects and trips to various venues and auto works. The result of this program review was that Scott suggested that FBCC embark on a "project car". This is what a club in Virginia did while he was living there. Scott has found an old TR7 that may be a candidate. He suggested that we invest no more than \$2000 and sell the car for about \$3000, with the proceeds going to some kind of charity. Scott will get a group together to evaluate the car and see whether we should go the route of a project or the junk yard. He will report back to the club on the outcome of the evaluation.

50/50: Charlie Blakely won \$77.



Sept. 27 - Oct. 1, 2023 VTR Registration Open

After you've reserved your hotel space, don't forget to actually register with VTR here:

<https://vtr2023.regfox.com/vtr2023>

See article later in this issue

The 2023 FBCC President's Overnighter

Just wanted to give you a heads up on plans that we have made for the president's Overnighter at Fontana Village Resort for September 8th & 9th, 2023. If you have not been there, you are in for a special treat.

Fontana Village was originally built as a town for the workers and their families who came from all around the country to construct the Tennessee Valley Authority Fontana Dam. Construction of Fontana Dam began in 1942 and was completed in 1944. The dam was built to provide power for the war effort at the Oakridge, TN Nuclear Facility and to alleviate seasonal flooding in the greater Tennessee River Valley.

Located at the bottom of the mountain below today's Fontana Village Resort, the dam's visitor center records more than 100,000 guests each year who come to see the structure, the largest dam east of the Mississippi River. The dam is 480 feet high and stretches 2,365 feet across the Little Tennessee River.

<https://fontanavillage.com/>

The Village is a short drive to "Tail of the Dragon". Beginning at Deals Gap on the Tennessee/North Carolina state line is the Tail of the Dragon. It is considered by many as one of the world's foremost motorcycling and sports car touring roads. Anyone looking for an exciting highway will enjoy this 11-mile 318 turn stretch of US 129. We've had to deal with bears, turkeys, deer, and wild boars in the road, trees down, ice/snow, and tractor-trailers taking up both lanes in the curves. It is not a road for the squeamish, but if you're looking for a lot of excitement, don't miss this one. *NOTE: Tennessee and North Carolina have banned 18-wheelers from this highway, but that doesn't mean you won't meet one sneaking through.*

Check out this website: <https://tailofthedragon.com/details/>

We will be planning a number of activities for this weekend that we will detail later. For now, make your reservation for one of the 20 rooms that are set aside for this event up until July 8th. Mention that you are making reservations for the Foothills British Car Club to get the special rate of \$129.00 per night for a King or two Queen's in the Lodge. You can cancel your reservation at no charge any time before July 8th. Cancellation after July 8th is \$50 up until 30 days before the reservation. After that you would be charged for first nights rent. I think you will be able to book one night only if you wish but book both nights if you can swing it. Phone them at 828.498.2211 to make your reservation.

We already have mapped out a group drive for Friday, September 8th with a stop in Highlands for lunch and some shopping.

Members Making Recommendations - A List of Our Favorites

1) British Auto Salvage, LLC

One of the largest collections of Vintage British Automobile parts and parts cars in the World. They stock original, new, used, NOS, cores, and rebuilt parts for most collectible British models.

<https://britishautosalvage.com/index.html>

2) Made in England Sports Car Repair

Services include Mechanical and Electrical Repairs, Maintenance, Interiors, Partial Restorations including Engine Compartments, Dashboard Replacements, Floor Panels, and more.

<http://www.madeinenglandsportscarrepair.com/>

3) Brit Car Fixes

Unique and practical repair items for deficiencies that have long plagued MGB, Sprite/Midget, and Triumph.

<https://www.britcarfixes.com/>

4) Pro Racing Engines

1238 Crowe Creek Rd, Six Mile, SC 29682, 864-868-3005 john@proracingproducts.com

5) Carolina Driveline, Inc

57-A Dexter Rd., Spartanburg, SC 29303
<https://www.carolinadriveline.com> 864-597-1916

6) The MG Experience

<https://www.mgexp.com/>

7) GTM & Son, LLC

2719 Highway 101 South - Greer, SC 29651
<http://gtmandson.com/> (864) 877-8111

8) Triumph Restorations (Doug Hansen)
Spitfire4@1147cc.com 864-613-4184

At Hennie's Amazing Car Show

Turned out to be a beautiful day for a car show at Hennie Jacobs annual event. A couple very red British LBCs (Eddie's MGA coupe and Charlie's Jaguar) sure looked fine amongst all that big heavy Detroit steel.

Attending were Charles and Nancy Blakely, Zach Merrill, and Eddie and Raylene Saunders.





As late as 1970, despite a long and prestigious history of automobile production dating to 1923, and a corporate history reaching back to the 1880's, there was no American organization dedicated to the history, preservation, and enjoyment of Triumph automobiles. Aware that a large percentage of Triumphs built since World War II had been sold in the USA and Canada, a dedicated group of Triumph owners, enthusiasts, and historians in 1973 planted the early seeds of what would become the Vintage Triumph Register. In 1974 the organization began to take shape, and by January, 1975, the club's first professionally edited and printed magazine appeared. At last there was a club for all Triumph owners; and growth of the club since has been steady, with more than 2,600 members!

From Tom Buto

As you know, our club is a member of the Vintage Triumph Register. According to our latest directory, we have 59 Triumph in our club. The VTR National Convention is an opportunity to share our passion for all things Triumph right in our backyard. The venue for VTR Nationals 2023 is The Dillard House in Dillard, GA. It's a great venue and should draw Triumph fans from all over the country.

The event begins on Wednesday, September 27th and wraps up on Sunday, October 1st. There are 29 different activities planned throughout the five-day event including the car show on Saturday, September 30th.

The summary of activities is on the next page.

To register for any of the activities, go to this link: <https://www.vtr2023.org/>

I am planning a group drive to The Dillard House on Friday, September 29th. We will depart from the Holly Springs Country Store at 10am on Friday, stop for lunch and shopping in Highlands and arrive in Dillard at about 2pm. The route will take us on some twisty roads filled with the beginning of Fall colors in the area. Here is a link to the route:

https://www.google.com/maps/d/u/0/edit?mid=1a1KoO2PAX_YpVRu3faCc4Cq7VOe_WIQ&usp=sharing

I have made reservations at The Dillard House but there are several other hotels in the area. If you are planning to attend, I would suggest making hotel reservations soon.

If you are planning to join us for the drive on Friday, please let me know.

Thanks

Tom Buto

butot@bellsouth.net

864-915-0964

Summary of VTR Nationals 2023 Activities September 27 through October 1

Event	Wednesday 27th	Thursday 28th	Friday 29th	Saturday 30th	Sunday 10/1
Breakfast Run					7:30am-10am
Autocross Tech Inspection	2pm-4pm	8:30am-1pm			
Autocross Mandatory Driver's Meeting		8:30am			
Autocross Competition		9am-3pm			
Self-Guided Driving Tour	3pm	10am-1pm	11am	3pm-5:30pm	
Tech Session 1		11am-12pm			
Tech Session 2		4pm-5pm			
Tech Session 3			4pm-5pm		
Tech Session 4					1pm-2pm
Driving Tour Kaya Winery		11am-4pm			
VTR Board Meeting		4pm-5:30pm			
Fireside Chat		5pm-6:30pm			
Welcome Reception		7pm-10pm			
Dinner on Your Own		Anytime	Anytime	Anytime	
Judges School			3:30pm- 5pm		
Tiger Drive-In			6:30pm		
Judges Breakfast				7am-8am	
Concourse, Participant's Choice Voting & Awards				9:30am- 2:30pm	
Poker Run				3pm-5pm	
Ice Cream Run				5pm-6pm	
Wedge Owner's Meeting				5pm-6pm	
Wedge Owner's Dinner Run				6pm Full Belly	
VTR Group Photo					10:30am- 12:30pm
Helen Ga Driving Tour					1pm-5pm
TDS Driver's Meeting					1pm-1:15pm
TDS Rallye					1:30pm-3:30pm
VTR General Meeting					3:30pm-4:30pm
Cocktails					6pm-7pm
Banquet					7pm-10pm

39th Annual Atlanta
British Motorcar Day

May 07, 9:00 AM - 2:00 PM EDT

Suwanee Town Center, 330 Town Center Ave, Suwanee, GA 30024, USA



<https://www.atlantabritishmotorcarday.org/>



Joe Nall Week
Fun, Fellowship and Hospitality



41st Anniversary
May 12-20, 2023

2023 GREAT SCOT! BRITISH CAR SHOW

Saturday, May 27, 2023

MG, Featured Marque

<https://greenvillescottishgames.redpodium.com/2023-great-scot-british-car-show>





The British Motor Club of the Cape Fear (BMCCF) is pleased to announce it is hosting the 23rd Annual British Car Show on Saturday, June 3rd, 2023 in Wilmington, NC.

The BMCCF is partnering with the Scottish Society of Wilmington and the Port City Highland Games benefiting paws4vets assistance dog placement program. paws4vets provides customized assistance dogs to veterans, service members, and their dependents.

This year's car show will be a wonderful opportunity to see over 100 classic and modern British motor cars. There is no charge for spectators enjoying the car show, but you will want to take advantage of the Port City Highland Games' pipe bands, heavy athletics, dancing, food, beer, merchandise, clans & societies. Entrance to the highland games is \$15 in advance and \$20 cash at the door.

Advanced registration for the car show closes May 31st and is \$25. Car show registration includes one complimentary pass to the Port City Highland Games, and the first 100 cars registered will receive dash plaques. Cars will be grouped by marque.

For more information visit: <https://www.bmccf.org/car-show/>

COMING SOON: On line registration at <https://www.bmccf.org/car-show/>
If you prefer to register by mail, a paper registration form may be downloaded.



AIRCRAFT FOR ANIMALS FLY-IN



Saturday - May 13
10 a.m. - 2 p.m.
**Oconee County
Regional Airport**

**Modern & Vintage
Aircraft displays**

***Airplane Rides, Local vendors
Kid's Activities, Food & Fun
Free Admission***



**Local Cruise In Favs,
British Car Club,
Ridge Runner
Corvettes & more**

**Enter to Win up to \$1,000
at the**

**Golf Ball
DROP**



**Get Your
Golf Ball Today!
for a
\$20 Donation**

**Oconeehumane.org
864-882-4719**

Need not be present to win



Aircraft for Animals Fly-In

May 13, 2023 - 10:00 am-2:00 pm

Oconee County Regional Airport
365 Airport Road, Seneca, SC 29678



Show Car Registration

Event Description

The Aircraft for Animals Fly-In will be held Sat, May 13 at Oconee County Regional Airport. It's a fun, family-friendly event to benefit Oconee Humane Society and help homeless pets in Oconee County. Attendees can expect up to 30 vintage and new aircraft to be on display, as well as a wide array of new and classic show cars.

A highlight of the day will be a golf ball drop from a helicopter. Balls can be purchased for a \$20 donation, and the closest to the target will win up to \$1,000. Second- and third-closest also win cash prizes.

Food and craft vendors will be available, as well as a variety of interactive kid's activities. Admission is free, and the event is pet-friendly. Everyone is invited to come out and enjoy the day!

Show Car Information

Car Club Name (if applicable) _____

Car Owner Name _____

Address _____

Phone Number _____

Email Address _____

Car Make/Model/Year _____

By signing below I hereby assume full and complete responsibility for any personal injury to myself or others in my party, or for any loss or damage to my vehicles(s), equipment or personal property whether by accident, vandalism, acts of God, or any other cause which may occur during my participation at this event, and hereby indemnify, release and hold harmless from any and all claims the entity known as Oconee Humane Society, its directors, officers and volunteers.

Signature _____ Date: _____

Important Information

- Show car owners must pay \$10.00 to Oconee Humane Society to participate.
- A Peoples' Choice Award will be presented to the car that receives the most votes from attendees.
- Please arrive by 9:15 am on the morning of May 13. Gates open at 8:30 am.
- Enter through Gate 16 marked SHOW CAR & VENDOR ENTRANCE.
- Show car display area and route to the display area is paved.
- Portable toilets and wash stations will be available on site.
- **For assistance please contact Jackie Coffey at 847-204-3115 or golfgreen1945@gmail.com**

26th ANNUAL TRIANGLE BRITISH CLASSIC

**May 20,
2023**

**8:30 am
to
3:00 pm**

Great Venue

CAR SHOW



Over 125 British Cars

**May 20,
2023**

**8:30 am
to
3:00 pm**

Free to Spectators



North Campus



“New Location”

**The Hendrick Center
for Automotive Excellence
on the campus of Wake Tech North
6600 Louisburg Road, Raleigh, NC**

Car Show, 50/50 Raffle, Silent Auction, Regalia



The Triangle British Classic is proud to support the Food Bank of Central & Eastern North Carolina with a donation from the show's proceeds and collection of canned food.



For more information on the event contact Dennis Taylor, Show Chairperson (919) 610-7166, or dltipilot@hotmail.com or the club's website at www.ncmgcarclub.org



**Sponsored by:
The North Carolina MG Car Club,
Wake Tech North, Hagerty, &
Jaguar Land Rover Raleigh**



FBCC Regalia & Clothing For Sale

The following are available for sale at the Club Monthly Meetings or other events and via USPS mail. There is no service fee if purchasing items during an FBCC meeting. You may place your order via FBCCRegalia@gmail.com.

If ordering via e-mail make sure you provide your name, address, phone number and how you wish delivery. If ordering a Name Tag please list First Name, Last Name, & Year, Make and Model of your LBC (Little British Car) you wish to have printed on each Name Tag.

Payment for in-person delivery can be either cash or check payable to FBCC except for name tags which payment is required at time of order. If ordering for mail delivery payment via PayPal to fbccsc01@gmail.com. State what you ordered in the comment section (Name Tag, Sticker, etc.). Any question, contact Pete Jakubek e at FBCCSCRegalia@gmail.com or call 864-749-5016.

FBCC 3"x 3" Stickers - up to 4 Stickers, \$1.00 each (add \$1.00 postage for mail)

These glossy self adhesive stickers are also available with a magnetic backing for \$2.50.



FBCC Grill Badges, \$20.00 each (add \$5.00 for mail)

These badges have two screws on the back plate which can accommodate almost any grill.




FBCC 3" x 3" Iron-on cloth Patch, \$4.00 each, (add \$1.00 each for mail)

Embroidered logo iron-on patches are also suitable for stitching to almost any piece of clothing or cap.



FBCC Magnetic Name Tags, \$11.00 each - up to 2 tags, (add \$5.00 postage for mail)

The FBCC has a strong commitment to knowing the names of its members. Since these do not use pins, they are suitable for all wear.



FBCC Logo Clothing from Lands' End

Foothills British Car Club has entered into an agreement with Lands' End Business



of Dodgeville, Wisconsin to provide logo clothing and other items directly to club members. Members will be able to look through Lands' End Business offerings and choose which item of clothing and other items they wish to purchase with the club logo embroidered on them. Many items have no minimum quantity and others have a minimum quantity. (If you think that there is a number of members that would like an item that requires a minimum quantity, please contact me at FBCCSCRegalia@gmail.com with your idea. I will see if there is sufficient interest in the membership for the item.)

There are two ways to order from Lands' End Business. First you must go to their internet store at <https://business.landsend.com> to see the items offered and determine what you wish to purchase. You can then call them at **800-587-1541** to place your order or you can complete your order on the web-site. In either case you will need to have a Lands' End customer personal account which can be done at the time of your first order. Once you have a personal account you will need to link the club logo to your account. You will need to enter the **logo number 1739156** and the **club account number 7493123**. Once the club's logo is linked to your account it will remain for any future orders. You can then place your order for the item(s) you wish and then indicate and choose the logo from your account.

Item(s) ordered will be charged directly to your credit card and delivered directly to your address. Delivery is currently estimated to be 7 to 10 working days. If you run into problems or issues with your account or order, Lands' End Business Customer Service at 800-587-1541 will be glad to help.



For Sale: 1967 Right Hand Drive Triumph Vitesse

1967 Triumph Vitesse, 1970 euro gt6 engine, Laycock overdrive, front and rear suspension, rebuilt brakes, everything mechanical is in very good condition. 14 years ownership. Asking \$19,500.


Contact Mark Riesch mark.riesch@yahoo.com



For Sale: 1966 MGB

Bill Hines is interested in selling an MGB which has not been touched in quite a number of years. The engine was rebuilt by John Burton and the carbs were done by Hap Waldrop.

If interested, please contact Bill at billhines@mac.com



CLASSIFIEDS

Classified ads and posting products or services is FREE for any paid member. Advertise most anything car related within reason. Contact an FBCC officer or the newsletter editor at notanmg@gmail.com.

Wanted - ARE YOU NEEDING AN LBC PART?

Ask our members here.

For Sale—Spitfire Hardtop **REDUCED!**

Spitfire 1500 factory hardtop. Original glass and headliner bows included. Needs new seals, mounting hardware and restored. \$175 OBO

Please contact Dennis at (704) 408-5093 or griffin.nc@gmail.com



For Sale - TR250/TR6 ANSA Exhaust

I have a new dual ANSA exhaust for TR250 & TR6. I am not certain but this system may no longer be available. Asking \$750. I do not want to ship this but can bring to the Gathering. Vernon mobile 704-904-1434



For Sale - Veloce Carcoon

I recently bought a Carcoon to store my A coupe but after one "inflate", the wifey has given me other marching orders. Before I list it on various sites, any interest.

The system and all components included. Paid \$1,450, asking \$1,350 so a \$100 discount and immediate delivery to any takers. Feel free to email Matthew Newton at matthewenewton@gmail.com or call/text at 864-423-0941.

https://shop.carcoonamerica.com/store/p8/Indoor_Veloce_Carcoon.html

<https://www.carcoon.com/product-range/vehicle/indoor/indoor-veloce-carcoon/>



For Sale - TR6 Luggage Rack

Luggage Rack for Triumph TR6 - \$50.00.

John Sharpe 226-3744



For Sale - **REDUCED**- Car Trim & TD Hub Caps

Five classic car tire/rim protectors and five MG-TD hub caps with medallions. A few blemishes from curb interactions, but generally all are in very respectable condition. Moss Motors (#200-240) asks \$49.99 for a new hub cap with medallions, they don't offer tire/rim protectors in their catalog. Will sell all 10 pieces for \$225. If more information is needed, email Bob Moran at moranbob@bellsouth.net



For Sale - Lotus Europa, Midget, and XJ6 Parts

If anyone is looking for parts for a Jag XJ6C or Mk2 I am going to be parting out a couple of cars. I also have some Lotus Europa S2 parts and MG midget parts. Peter Morton peter@nobudgetracing.com

Wanted - TR3 Seats

I'm looking for a set of seats and other parts for my 57' TR3 project. Accepted in any condition as long as they can be rebuilt. Peter Morton peter@nobudgetracing.com

FBCC Open Garage Tech Sessions at Jack's Place!!!

Does Your LBC need Some Attention?

Generally, the FBCC garage is open at 9am on the third Saturday of each month. If you would like to put your car on the lift, need some help with some mechanical issue, or just want to hang out, come and join us. Helping diagnose issues and assisting with fixes is what we love to do.

An FBCC Safety Supervisor (wearing the orange vest) is responsible for notifying the general membership and identifying specific activities that may take place on that day. Our supervisors open the shop, close it down, and make certain that the proper safety procedures are followed.

Guests are always welcome to enjoy the fun, but the FBCC must limit the use of the garage to member cars only.

Come visit us!

We really love getting together to talk shop and even address real mechanical LBC issues using our 2 and 4-post lifts at the club garage. We also can advise members about interior repairs, paint touch-ups, Lucas electrical issues, brake hydraulics, ignition issues, and more.

The FBCC has a fully equipped garage with equipment for member to use with their vehicles, classic or personal. We meet behind the offices of Ironhorse Motorcycle Lawyers Inc.



Monthly Safety Supervisors 2023

Jack's Place, 617 Poinsett Highway (Rt. 276) 29609

Month	Supervisor	Phone	Email	Program
January 21	Mike Barefield	864-313-7377	mikebarefield@outlook.com	
February 18	Tom Buto	864-915-0964	butot@bellsouth.net	
March 18	Scott McCombe	804-519-4018	notanmg@gmail.com	
April 15	Bob Moore	864-380-3114	crashcogg@aol.com	Brake Syst. Inspection
May 20	Mike Schindler	864-307-7878	schindler_mike1@verizon.com	
June 17	Gerald Petter	864-704-9172	gelpett@gmail.com	
July 15	Roy Scharwachter	631-848-0377	vargars@aol.com	
August 19	Paul Novak	858-342-0445	p.m.novak7@gmail.com	
September 16	Mark Riesch	910-471-2606	mark.riesch@yahoo.com	
October 21	Curtis Orłowski	<u>262-684-3567</u>	orlowcur@gmail.com	
November 18	Jud Chapin	864-616-8079	jchapin3@aol.com	
December 16	TBD			

PRODUCTS & SERVICES

Advertisements for Product or Services in The Open Bonnet are free for current members. There is no charge for vendor advertisements when special discounts and offerings are applied to club member purchases. Contact an FBCC officer or the newsletter editor at notanmg@gmail.com.

Brad Penn Oil available at discounted price to FBCC

"In order to get FBCC pricing on Penn Grade Oil, make sure you identify yourself as an FBCC member when you call Shawn"



G.A.S. Racing Inc. - Shawn Morrow
(864) 958-1640 gasracinginc@gmail.com

FINE LINE Auto Works, Ltd.

"Serving the Classic, Exotic, and Special Interest Collector Car Market Since 1973"

- Award Winning Restoration And Refinishing •
- Certified And Registered Collision Repair •
- *Paintless Dent Repair* •

Denny-Trask • Proprietor (828) 286-3348 • (828) 447-6022 Cell

John's British Classics

864-872-2424

Discounted parts offer for FBCC Members Only.



TR City Restorations
 Alan Salvatore Sales 959 Deyoung Road
 864-252-5070 Parts Greer, SC 29651
 alansalvy@gmail.com Service

NAPA & O'Reilly's FBCC Club Discounts on Purchases

This "Garage Discount" will allow FBCC members to receive the same discount as a commercial garages. The amount of the discount is based on the item purchased. Tell the counter person you are with Foothills British Car Club. The account number for NAPA is 4596, and for O'Reilly's is 3170414 . This is for cash or credit card purchases. Napa offers the discount for CORP. NAPA Stores nationwide. Napa franchise owner stores may accept this agreement. Please contact Mike Barefield at 864-313-7377 if you have questions.

Triumph Restorations
 spitfire4@1147cc.com
 864-613-4184
www.1147cc.com

The Open Bonnet

Published monthly by The Foothills British Car Club on the website www.fbccsc.org

Scott McCombe, Editor
Karen McCombe, Proofreader
201 Club View Drive
Greenville, SC 29609
(804) 519-4018

The FBCC Newsletter appreciates all submitted material for publication. However, neither its editors nor the FBCC accepts responsibility for content accuracy or problems resulting from following suggestions included herein.

Articles may be submitted in person, by snail mail, or by email.

Raffle Tickets

During our Monthly Meeting you could be the next lucky 50/50 raffle winner. Tickets are \$1.00 but you can receive an additional FREE TICKETS when you:

- 1) Wear your Name Tag,
- 2) Drive a British Car, or
- 3) Know The Open Bonnet Secret Word

Join the Foothills British Car Club

It's easy. Fill out a membership form found at www.fbccsc.org and submit electronically, or mail to the address below. Members receive this monthly newsletter and club emails through the FBCC Google Group, advertise car stuff for free, and have access to a well-furnished 2-bay service station garage affectionately called "Jack's Place". All this for an annual fee of \$30.

FBCC

c/o Tom Buto, Treasurer
103 Croft Street
Greenville, SC 29609

Jack's Place Safety!

- 1) **Required:** No flip flops or open-toed sandals will be worn inside the garage!
- 2) **Required:** Use the provided safety glasses when using tools or under a car!

How do I Contact the Membership?

- As a paying member, YOU have the ability to contact everyone.
- From your membership email address send to FBCCemail@googlegroups.com and all members will receive it.
- Please take time to note when you reply that each email system is different.
- "Reply All" will send your response back to the entire membership.
- "Reply" sends to ONLY the initiator.
- If you change your email address, please let Scott McCombe know at notanmg@gmail.com so you continue to receive all club emails and The Open Bonnet.
- Secondly, email and home addresses are posted in a directory in the members only part of the FBCC website <https://fbccsc.org/membership-login/>

2023 FBCC Officers

President	Mark Dawley	864-723-2238
Vice President	Brett Looper	864-640-3036
Secretary	Nigel Brooks	864-458-9733
Treasurer	Tom Buto	864-915-0964
Board Member	Roy Scharwachter	631-848-0377
Board Member	Mike Schindler	909-556-0794
Board Member	Sebastian DiMauro	864-210-0331
Board Member	Curtis Orłowski	262-6843567
Advisor	Eddie Sauders	864-787-8787
Advisor	John Sharpe	864-934-6436
Advisor-Past President	Charlie Blakely	864-947-4103
Garage Foreman	Tom Buto	864-915-0964
Website Manager	Al Converse	585-739-1035
Communications Coordinator	Scott McCombe	804-519-4018
Regalia Coordinator	Pete Jakubek	864-749-5016

See the Just British Online Motoring Magazine Event Calendar here for a more complete listing of car events

<https://justbritish.com/calendar/list/>

See the Moss Motors Event Calendar here for a more complete listing of car events

<https://mossmotoring.com/event-calendar/>

Calendar of Events

May 2023				
6	The Private Steamers Event – Williamston, SC	SAT	John Mims joelka65@gmail.com	603-721-2653
7	Annual Atlanta British Motorcar Day	SUN	https://www.atlantabritishmotorcarday.org/	
09	FBCC Monthly Mtg – Willy Taco @ Easley	TUE	Mark Dawley (thedawleys@yahoo.com)	864-723-2238
12-20	Joe Nall R/C Fly-In Event, Triple Tree Woodruff	FRI	Jud Chapin???	864-616-8079
13	Aircraft for Animals, Oconee Co. Regional Airport	SAT	Oconeehumane.org (see info in this newsletter)	864-882-4719
13	Cars & Coffee @ Easley (2nd Saturday of the month)	SAT	https://www.facebook.com/CarsAndCoffeeEasley/	
20	Triangle British Classic Car Show, North Hills, NC	SAT	http://www.ncmgcarclub.org/	
20	FBCC Open Garage at Jack's Place	SAT	Mike Schindler	864-307-7878
22	British Motorcar Day, Suwanee, GA	SUN	http://www.atlantabritishmotorcarday.org	
27	SBMOC Great Scot/Gallabrae British Car Show-Furman	SAT	https://gallabrae.com/events/british-car-show/	
27	Cars & Coffee @ Michelin (4th Saturday of the Month)		https://www.facebook.com/CarsCoffeeUpstate/	
June 2023				
3	BMCCF Cape Fear Scottish Games & British Car Show	SAT	https://www.bmccf.org/car-show/	
8-11	Highlands Motoring Festival, Highlands, NC	SAT	https://highlandsmotoringfestival.com/	
10	Cars & Coffee @ Easley (2nd Saturday of the month)	SAT	https://www.facebook.com/CarsAndCoffeeEasley/	
13	FBCC Monthly Mtg – Willy Taco @ Easley	TUE	Mark Dawley (thedawleys@yahoo.com)	864-723-2238
17	FBCC Open Garage at Jack's Place	SAT	Gerald Petter	864-704-9172
17	Day B4 Father's Day Anderson Car Show	SUN	https://discoversouthcarolina.com/products/26545	
24	Cars & Coffee @ Michelin (4th Saturday of the Month)	SAT	https://www.facebook.com/CarsCoffeeUpstate/	