



THE OPEN BONNET

*A monthly publication of the Foothills British Car Club
of South Carolina*

Dec 2025

Twass the day after Christmas and out in the shed,
Sat a tired old Triumph, it's battery dead.

Its fenders were rusted, the floor pans had holes,
The seats and carpets had been eaten by moles.

The tyres had dry rot, the fuel tank was leaking,
A turn of the steering wheel sent tie rods a-creaking.

So I put on my coat with a weight on my heart,
And went out to the shed to see if she'd start.

The engine turned over-there arose such a clatter!
I knew that familiar sound, "timing chain chatter".

From under the dash there came a bright flash,
The wiring harness had just turned to ash!

"I've had it with Triumphs!" I finally swore.
"Enough is too much! I can't take any more!"

When what to my red, teary eyes should appear,
But a little Englishman (hey, I might need a beer!)

"Good day," I heard, as he tapped on my shoulder,
"I'm Joe Lucas" he said as it continued to smolder.

"This one can be saved; there's no
reason to grieve.
All you need is some faith man, you've
got to believe!"

"A hammer! Some duct tape! Get me some tools!
When you work on these cars, just make up the rules!"

"We'll get her cranked over - no way that she'll stall
(But stand over there with your back to the wall)."

A cough and a splutter, the cacophony stunning,
I couldn't believe it! The damn thing was running!

The ghost winked at me and said, kicking a tyre,
"Whatever you do, DO NOT TOUCH THIS WIRE!"

The old man then vanished amid sneezes and farts,
But when the smoke cleared he had left me some
parts.

So I opened the shed door and let the windows down,
Put pedal to metal and went in to town.

And I thought to myself as I crunched second gear-
Merry Christmas to all and Happy New Year.

MONTHLY MEETING **Saturday December 13** **Let's Party &** **Welcome our Officers**

New Realm Brewery
912 S Main St,
Greenville, SC 29601
10:30 to 1:30

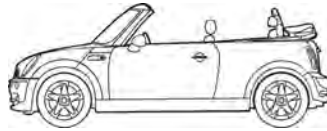
IN THIS ISSUE

- 2) Drew's Last President's Message**
- 4) Don't Wait Please - Dues Are Due**
- 6) So Many Upcoming Events!**
- 7) Sharpe Wins Valve Cover Races**
- 8) We Love to Drive 'Em**
- 9) And We Love to Work On 'Em Too**
- 14) Only One Fuel Stabilizer Works**



President's Message

By Drew Steidinger



HAPPY HOLIDAYS!

It's bittersweet that this is my 12th and last Open Bonnet President's Message.

2025 has been a year of change and definitely one that has been good for the FBCC. Perhaps the Beatles said it best: "I get by with a little help from my friends". Countless club members have contributed their time and expertise to make the FBCC more informative, interesting, fun, diverse, and the best British car club anywhere.

More members. more interests, more drives, more etc. We are even going international next September, thanks to the efforts of our incoming President, Paul Zimmerman.

I want to thank all of you for giving me the opportunity to be your President. I have the utmost confidence that the new officers and board members will serve the membership well. They have already hit the ground running with ideas and activities. Pay close attention to all coming communications through emails and the newsletter that will continue to make our membership exciting.

With good wishes for a very happy new year,



FBCC 2026 Officer Instatements

To Be Held during the Holiday Party & Meeting at New Realm Brewer, 912 S. Main Street, Greenville, SC 29601. Please join us as we celebrate the incoming 2026 new officers and board members.

Position	2025 Position Holder	2026 Nominee
President	Drew Steidinger	Paul Zimmerman
Vice President	Paul Zimmerman	Chuck Gee
Secretary	Nigel Brooks	Nigel Brooks
Treasurer	Pete Jakubek	Pete Jakubek
Board Member	Tom Buto	Ryan Owens
Board Member	Chuck Gee	Marc Morgan
Board Member	Tonya Looper	Tonya Looper
Board Member	Paul Novak	Paul Novak
Past President	Brett Looper	Drew Steidinger

Welcome New Members

Jerry & Linda VanVlack
Hendersonville, NC 28792
1966 TR4A Hardtop

Bryan & Patricia Garvin
Pickens, SC 28176
Looking For A Midget

Carla Howard
Spartanburg, SC 29302
1979 MGB

Ron Ayers & Helga Strasser
Simpsonville, SC 29681
'67 to '73 MG's, 1972 Triumph Stag,
'67 Vauden Plas Princess

Lexi Somerville Travis & Ryan Travis
Pickens, SC 29671

James & Beth Zachary
Marietta, SC 29661
1959 TR3A

Ethan Arrowood
Union Mills, NC 28167

David & Cindy Lucas
Pickens, SC 29671
1976 MGB

On The Cover

You've seen this before, but with so many new members, we ljust have to be repetitious. Borrowed, adapted, and translated into American English from someone else who borrowed and adapted and translated, etc, etc...

Received originally from Eddie Saunders



FBCC Holiday Party Details

December 13

10:30-1:30 or so

**New Realm Brewery
912 S. Main Street
Greenville, SC 29601**

As of writing this we are at 100 registered guests so this will be quite the fun event.

There is plenty of room and advance reservations are not required, so even if you are last minute show up. We are only doing registration to get an idea of numbers.

Registration is through our website. <https://fbccsc.org/2025-holiday-party/>

This is set up to be a “gathering at your local pub” type event. Plenty of time and room to walk around and mingle with everyone. You are not locked in to sitting at one table.

The brewery does not open to the public until noon. So from 10:30-Noon it’s all ours.

Here are the details

Space - We have reserved the entire downstairs called The Cellar complete with its own bar. So lots of room. If the weather is good there is great outdoor space as well.

Food and Drink - We are ordering individual checks off the full menu. Upon arrival charcuterie boards with snacks will be out to curb your appetite. After lunch desert trays will be served. Both of these are compliments of FBCC,

Parking - The brewery does not have a large parking lot but there is a city one across the street and plenty of street parking. Meters don’t run on Saturdays so it’s free. Bring your LBC if the weather is good.

Schedule

10:30 - Doors Open

11:00 - Arrive by this time so you are there for the annual meeting.

11:15 - 11:45 - Annual Meeting, Awards and New Officers.

11:45 - Food Orders are taken. Menus will be on the table when you arrive so have an idea of what you would like to order.

11:45 on - Eat, drink and be merry! See you all at the Party!



2026 Membership Dues Remain Steady

From Pete Jakubek, Treasurer

The FBCC Board of Directors met on November 1, 2025, to discuss the revenue and expenses for the club during 2026. After careful consideration of the increase in the number of members and the increased expenses in the coming year, it was determined to leave the dues at \$30.00 for the coming year. The Board will monitor the financial position of the club on a quarterly basis and will determine the dues structure for future years.

Annual dues for the coming year are expected on or before January 1, 2026 and need to be received by February 15, 2026. This year, like last year, we are requesting all members to renew their membership using the form on the FBCC website (https://fbccsc.org/become_a_member). Please fill out the form with your CURRENT information. In the comment box, state how you will be paying your dues, PayPal or check. Once you complete the form make sure you check the Acceptance of Terms for Membership and the SUBMIT box. You'll be directed to the PayPal page. This year you can pay via PayPal (preferred). You do not need a PayPal account; a Credit or Debit card will work. Or you can send your check to me at: FBCC, c/o Pete Jakubek, 106 Lyttleton Way, Anderson, SC 29621. This year I will not be accepting cash due to security and traceability issues. Thank you in advance for your annual membership and dues renewal.

Note: Lifetime members and Quarter Century members are exempt from paying dues; however, they are asked to complete the renewing membership form on the FBCC website.

Watch Carolina Rides Interview Here



Carolina Rides - Foothills British Car Club of South Carolina

Ryan Owens Shares A NASCAR Heritage



Can you imagine growing up as a kid with your grandfather as a wildly successful designer and builder of race cars, Cotton Owens? Can you imagine just hanging out at his garage after school where this was taking place? Ryan Owens provided some impressive stories and pictures of his very special childhood and early adulthood years alongside this Hall of Famer. If you missed this presentation, than you missed a good one.

Joint BCCWNC & FBCC Veterans Day Drive Event Honoring Those Who Serve

From Tom Buto

FBCC and BCCWNC joined together at Mica's restaurant to honor our Veterans and their families for their service. It was a privilege to be in your presence today to offer our appreciation and thanks for your service. A big thanks to Denny Somerville for putting this event together.



November 15 - Jack's Place Is Always Busy

Pictures from Paul Novak, Blake Whitaker, and others



Don Woodard's grandson Jack Gamble helping troubleshoot a troublesome Lucas voltage regulator.



Brenda Conger drove her late husband's wonderful TR4A to Jack's Place and saw a whole different view of this fine Triumph. She plans to drive it more often knowing that it is as solid a driver as any LBC.



"I have had so much fun driving this car! I do have a list of items to get fixed but nothing critical for the next 6 months. The guys at the garage were so helpful." (Brenda)



Upcoming Events

Details at <https://fbccsc.org/calendar/>

December 11, 2025



January 16, 2026



February 10, 2026

International Drive Your Triumph Day



February 10, 2026

Monthly Meeting



April 11, 2026



December 20, 2025



January 10, 2026

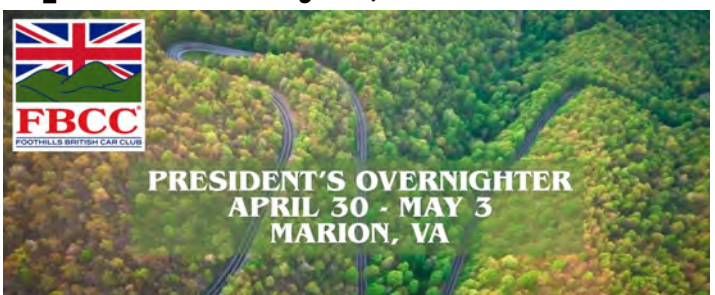
Board Meeting
January 10, 2026
Noon till ?
Victoria Valley Vineyard
1360 S Saluda Rd, Cleveland, SC 29635, United States
All FBCC Members Welcome

January 13, 2026



THE OPEN BONNET

April 30 - May 3, 2026



BCCWNC Valve Cover Races: Many Awards Given With FBCC John Sharpe Being Fastest



From Terry Ramsey

A big thanks goes out to Alvan, Mitch, and John Rachow for the work on the track and getting it set up. Thanks to Ed Foster for producing the Awards. A special thanks to Mills River Brewing for hosting, and David Mathias for managing this whole event.

FIRST PLACE went to John Sharpe of the Foothills British Car Club, (FBCC).

RUNNER-UP to Mitch Audrus.

FEWEST PARTS to Ed Foster.

BEST CRASH to David Wood.

OVERACHIEVER and **MOST RUST** awards to Michael Finney.

I blew two tires and had to drop out but got the **BEST CAR** award.



The FBCC Loves To Drive 'em

From Paul Zimmerman

The first Victoria Valley Vineyard Cruise-In proved to be a success. Close to 30 British Cars came and other members drove there in their daily drivers. We were pleased to see members from BCCWNC join us. Due to recent hard rains we were not able to park on the grass amongst the vines, but the Vineyard set aside a gravel area off the parking lot. They set up tables and chairs and even served wine from a golf cart. Now that's service! Everyone enjoyed the day and the 2nd of what looks to be an annual event is already schedule for October 24, 2026. Mark the date!



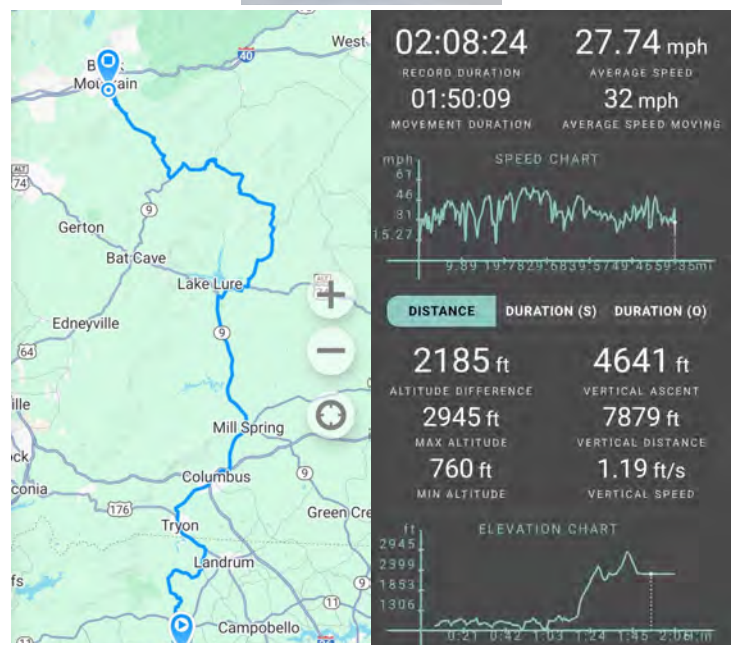
Ecusta Brewing was another destination. The BCCWNC had this on their calendar and we contacted them about joining in, they said to come on! So we did. Around 20 cars made the trip on backroads east of Flat Rock to the brewery where we hooked up with many members of BCCWNC. It was great to catch up with folks. Afterward some of us went to Basically British which is a car repair shop in Brevard owned by Gary Nye. BCCWNC President David Mathias is restoring his Triumph there and it will be a beauty.



By Scott McCombe



		Foothills British Car Club Lunch	
Staplers		Stakes	
1990-1991 Club Cup	50	Food & other	600
1991-1992 Club Cup	50	1990-1991 Club Cup	50
1992-1993 Club Cup	50	1991-1992 Club Cup	50
1993-1994 Club Cup	50	1992-1993 Club Cup	50
1994-1995 Club Cup	50	1993-1994 Club Cup	50
1995-1996 Club Cup	50	1994-1995 Club Cup	50
1996-1997 Club Cup	50	1995-1996 Club Cup	50
1997-1998 Club Cup	50	1996-1997 Club Cup	50
1998-1999 Club Cup	50	1997-1998 Club Cup	50
1999-2000 Club Cup	50	1998-1999 Club Cup	50
2000-2001 Club Cup	50	1999-2000 Club Cup	50
2001-2002 Club Cup	50	2000-2001 Club Cup	50
2002-2003 Club Cup	50	2001-2002 Club Cup	50
2003-2004 Club Cup	50	2002-2003 Club Cup	50
2004-2005 Club Cup	50	2003-2004 Club Cup	50
2005-2006 Club Cup	50	2004-2005 Club Cup	50
2006-2007 Club Cup	50	2005-2006 Club Cup	50
2007-2008 Club Cup	50	2006-2007 Club Cup	50
2008-2009 Club Cup	50	2007-2008 Club Cup	50
2009-2010 Club Cup	50	2008-2009 Club Cup	50
2010-2011 Club Cup	50	2009-2010 Club Cup	50
2011-2012 Club Cup	50	2010-2011 Club Cup	50
2012-2013 Club Cup	50	2011-2012 Club Cup	50
2013-2014 Club Cup	50	2012-2013 Club Cup	50
2014-2015 Club Cup	50	2013-2014 Club Cup	50
2015-2016 Club Cup	50	2014-2015 Club Cup	50
2016-2017 Club Cup	50	2015-2016 Club Cup	50
2017-2018 Club Cup	50	2016-2017 Club Cup	50
2018-2019 Club Cup	50	2017-2018 Club Cup	50
2019-2020 Club Cup	50	2018-2019 Club Cup	50
2020-2021 Club Cup	50	2019-2020 Club Cup	50
2021-2022 Club Cup	50	2020-2021 Club Cup	50
2022-2023 Club Cup	50	2021-2022 Club Cup	50
2023-2024 Club Cup	50	2022-2023 Club Cup	50
2024-2025 Club Cup	50	2023-2024 Club Cup	50
2025-2026 Club Cup	50	2024-2025 Club Cup	50
2026-2027 Club Cup	50	2025-2026 Club Cup	50
2027-2028 Club Cup	50	2026-2027 Club Cup	50
2028-2029 Club Cup	50	2027-2028 Club Cup	50
2029-2030 Club Cup	50	2028-2029 Club Cup	50
2030-2031 Club Cup	50	2029-2030 Club Cup	50
2031-2032 Club Cup	50	2030-2031 Club Cup	50
2032-2033 Club Cup	50	2031-2032 Club Cup	50
2033-2034 Club Cup	50	2032-2033 Club Cup	50
2034-2035 Club Cup	50	2033-2034 Club Cup	50
2035-2036 Club Cup	50	2034-2035 Club Cup	50
2036-2037 Club Cup	50	2035-2036 Club Cup	50
2037-2038 Club Cup	50	2036-2037 Club Cup	50
2038-2039 Club Cup	50	2037-2038 Club Cup	50
2039-2040 Club Cup	50	2038-2039 Club Cup	50
2040-2041 Club Cup	50	2039-2040 Club Cup	50
2041-2042 Club Cup	50	2040-2041 Club Cup	50
2042-2043 Club Cup	50	2041-2042 Club Cup	50
2043-2044 Club Cup	50	2042-2043 Club Cup	50
2044-2045 Club Cup	50	2043-2044 Club Cup	50
2045-2046 Club Cup	50	2044-2045 Club Cup	50
2046-2047 Club Cup	50	2045-2046 Club Cup	50
2047-2048 Club Cup	50	2046-2047 Club Cup	50
2048-2049 Club Cup	50	2047-2048 Club Cup	50
2049-2050 Club Cup	50	2048-2049 Club Cup	50
2050-2051 Club Cup	50	2049-2050 Club Cup	50
2051-2052 Club Cup	50	2050-2051 Club Cup	50
2052-2053 Club Cup	50	2051-2052 Club Cup	50
2053-2054 Club Cup	50	2052-2053 Club Cup	50
2054-2055 Club Cup	50	2053-2054 Club Cup	50
2055-2056 Club Cup	50	2054-2055 Club Cup	50
2056-2057 Club Cup	50	2055-2056 Club Cup	50
2057-2058 Club Cup	50	2056-2057 Club Cup	50
2058-2059 Club Cup	50	2057-2058 Club Cup	50
2059-2060 Club Cup	50	2058-2059 Club Cup	50
2060-2061 Club Cup	50	2059-2060 Club Cup	50
2061-2062 Club Cup	50	2060-2061 Club Cup	50
2062-2063 Club Cup	50	2061-2062 Club Cup	50
2063-2064 Club Cup	50	2062-2063 Club Cup	50
2064-2065 Club Cup	50	2063-2064 Club Cup	50
2065-2066 Club Cup	50	2064-2065 Club Cup	50
2066-2067 Club Cup	50	2065-2066 Club Cup	50
2067-2068 Club Cup	50	2066-2067 Club Cup	50
2068-2069 Club Cup	50	2067-2068 Club Cup	50
2069-2070 Club Cup	50	2068-2069 Club Cup	50
2070-2071 Club Cup	50	2069-2070 Club Cup	50
2071-2072 Club Cup	50	2070-2071 Club Cup	50
2072-2073 Club Cup	50	2071-2072 Club Cup	50
2073-2074 Club Cup	50	2072-2073 Club Cup	50
2074-2075 Club Cup	50	2073-2074 Club Cup	50
2075-2076 Club Cup	50	2074-2075 Club Cup	50
2076-2077 Club Cup	50	2075-2076 Club Cup	50
2077-2078 Club Cup	50	2076-2077 Club Cup	50
2078-2079 Club Cup	50	2077-2078 Club Cup	50
2079-2080 Club Cup	50	2078-2079 Club Cup	50
2080-2081 Club Cup	50	2079-2080 Club Cup	50
2081-2082 Club Cup	50	2080-2081 Club Cup	50
2082-2083 Club Cup	50	2081-2082 Club Cup	50
2083-2084 Club Cup	50	2082-2083 Club Cup	50
2084-2085 Club Cup	50	2083-2084 Club Cup	50
2085-2086 Club Cup	50	2084-2085 Club Cup	50
2086-2087 Club Cup	50	2085-2086 Club Cup	50
2087-2088 Club Cup	50	2086-2087 Club Cup	50
2088-2089 Club Cup	50	2087-2088 Club Cup	50
2089-2090 Club Cup	50	2088-2089 Club Cup	50
2090-2091 Club Cup	50	2089-2090 Club Cup	50
2091-2092 Club Cup	50	2090-2091 Club Cup	50
2092-2093 Club Cup	50	2091-2092 Club Cup	50
2093-2094 Club Cup	50	2092-2093 Club Cup	50
2094-2095 Club Cup	50	2093-2094 Club Cup	50
2095-2096 Club Cup	50	2094-2095 Club Cup	50
2096-2097 Club Cup	50	2095-2096 Club Cup	50
2097-2098 Club Cup	50	2096-2097 Club Cup	50
2098-2099 Club Cup	50	2097-2098 Club Cup	50
2099-2100 Club Cup	50	2098-2099 Club Cup	50
2100-2101 Club Cup	50	2099-2100 Club Cup	50
2101-2102 Club Cup	50	2100-2101 Club Cup	50
2102-2103 Club Cup	50	2101-2102 Club Cup	50
2103-2104 Club Cup	50	2102-2103 Club Cup	50
2104-2105 Club Cup	50	2103-2104 Club Cup	50
2105-2106 Club Cup	50	2104-2105 Club Cup	50
2106-2107 Club Cup	50	2105-2106 Club Cup	50
2107-2108 Club Cup	50	2106-2107 Club Cup	50
2108-2109 Club Cup	50	2107-2108 Club Cup	50
2109-2110 Club Cup	50	2108-2109 Club Cup	50
2110-2111 Club Cup	50	2109-2110 Club Cup	50
2111-2112 Club Cup	50	2110-2111 Club Cup	50
2112-2113 Club Cup	50	2111-2112 Club Cup	50
2113-2114 Club Cup	50	2112-2113 Club Cup	50
2114-2115 Club Cup	50	2113-2114 Club Cup	50
2115-2116 Club Cup	50	2114-2115 Club Cup	50
2116-2117 Club Cup	50	2115-2116 Club Cup	50
2117-2118 Club Cup	50	2116-2117 Club Cup	50
2118-2119 Club Cup	50	2117-2118 Club Cup	50
2119-2120 Club Cup	50	2118-2119 Club Cup	50
2120-2121 Club Cup	50	2119-2120 Club Cup	50
2121-2122 Club Cup	50	2120-2121 Club Cup	50
2122-2123 Club Cup	50	2121-2122 Club Cup	50
2123-2124 Club Cup	50	2122-2123 Club Cup	50
2124-2125 Club Cup	50	2123-2124 Club Cup	50
2125-2126 Club Cup	50	2124-2125 Club Cup	50
2126-2127 Club Cup	50	2125-2126 Club Cup	50
2127-2128 Club Cup	50	2126-2127 Club Cup	50
2128-2129 Club Cup	50	2127-2128 Club Cup	50
2129-2130 Club Cup	50	2128-2129 Club Cup	50
2130-2131 Club Cup	50	2129-2130 Club Cup	50
2131-2132 Club Cup	50	2130-2131 Club Cup	50
2132-2133 Club Cup	50	2131-2132 Club Cup	50
2133-2134 Club Cup	50	2132-2133 Club Cup	50
2134-2135 Club Cup	50	2133-2134 Club Cup	50
2135-2136 Club Cup	50	2134-2135 Club Cup	50
2136-2137 Club Cup	50	2135-2136 Club Cup	50
2137-2138 Club Cup	50	2136-2137 Club Cup	50
2138-2139 Club Cup	50	2137-2138 Club Cup	50
2139-2140 Club Cup	50	2138-2139 Club Cup	50
2140-2141 Club Cup	50	2139-2140 Club Cup	50
2141-2142 Club Cup	50	2140-2141 Club Cup	50
2142-2143 Club Cup	50	2141-2142 Club Cup	50
2143-2144 Club Cup	50	2142-2143 Club Cup	50
2144-2145 Club Cup	50	2143-2144 Club Cup	50
2145-2146 Club Cup	50	2144-2145 Club Cup	50
2146-2147 Club Cup	50	2145-2146 Club Cup	50
2147-2148 Club Cup	50	2146-2147 Club Cup	50
2148-2149 Club Cup	50	2147-2148 Club Cup	50
2149-2150 Club Cup	50	2148-2149 Club Cup	50
2150-2151 Club Cup	50	2149-2150 Club Cup	50
2151-2152 Club Cup	50	2150-2151 Club Cup	50
2152-2153 Club Cup	50	2151-2152 Club Cup	50
2153-2154 Club Cup	50	2152-2153 Club Cup	50
2154-2155 Club Cup	50	2153-2154 Club Cup	50
2155-2156 Club Cup	50	2154-2155 Club Cup	50
2156-2157 Club Cup	50	2155-2156 Club Cup	50
2157-2158 Club Cup	50	2156-2157 Club Cup	50
2158-2159 Club Cup	50	2157-2158 Club Cup	50
2159-2160 Club Cup	50	2158-2159 Club Cup	50
2160-2161 Club Cup	50	2159-2160 Club Cup	50
2161-2162 Club Cup	50	2160-2161 Club Cup	50
2162-2163 Club Cup	50	2161-2162 Club Cup	50
2163-2164 Club Cup	50	2162-2163 Club Cup	50
2164-2165 Club Cup	50	2163-2164 Club Cup	50
2165-2166 Club Cup	50	2164-2165 Club Cup	50
2166-2167 Club Cup	50	2165-2166 Club Cup	50
2167-2168 Club Cup	50	2166-2167 Club Cup	50
2168-2169 Club Cup	50	2167-2168 Club Cup	50
2169-2170 Club Cup	50	2168-2169 Club Cup	50
2170-2171 Club Cup	50	2169-2170 Club Cup	50
2171-2172 Club Cup	50	2170-2171 Club Cup	50
2172-2173 Club Cup	50	2171-2172 Club Cup	50
2173-2174 Club Cup	50	2172-2173 Club Cup	50
2174-2175 Club Cup	50	2173-2174 Club Cup	50
2175-2176 Club Cup	50	2174-2175 Club Cup	50
2176-2177 Club Cup	50	2175-2176 Club Cup	50
2177-2178 Club Cup	50	2176-2177 Club Cup	50
2178-2179 Club Cup	50	2177-2178 Club Cup	50
2179-2180 Club Cup	50	2178-2179 Club Cup	50
2180-2181 Club Cup	50	2179-2180 Club Cup	50
2181-2182 Club Cup	50	2180-2181 Club Cup	50
2182-2183 Club Cup	50	2181-2182 Club Cup	50
2183-2184 Club Cup	50	2182-2183 Club Cup	50
2184-2185 Club Cup	50	2183-2184 Club Cup	50
2185-2186 Club Cup	50	2184-2185 Club Cup	50
2186-2187 Club Cup	50	2185-2186 Club Cup	50
2187-2188 Club Cup	50	2186-2187 Club Cup	50
2188-2189 Club Cup	50	2187-2188 Club Cup	50
2189-2190 Club Cup	50	2188-2189 Club Cup	50
2190-2191 Club Cup	50	2189-2190 Club Cup	50
2191-2192 Club Cup	50	2190-2191 Club Cup	50
2192-2193 Club Cup	50	2191-2192 Club Cup	50
2193-2194 Club Cup	50	2192-2193 Club Cup	50
2194-2195 Club Cup	50	2193-2194 Club Cup	50
2195-2196 Club Cup	50	2194-2195 Club Cup	50
2196-2197 Club Cup	50	2195-2196 Club Cup	50
2197-2198 Club Cup	50	2196-2197 Club Cup	50
2198-2199 Club Cup	50	2197-2198 Club Cup	50
2199-2200 Club Cup	50	2198-2199 Club Cup	50
2200-2201 Club Cup	50	2199-2200 Club Cup	50
2201-2202 Club Cup	50	2200-2201 Club Cup	50
2202-2203 Club Cup	50	2201-2202 Club Cup	50
2203-2204 Club Cup	50	2202-2203 Club Cup	50
2204-2205 Club Cup	50	2203-2204 Club Cup	50
2205-2206 Club Cup	50	2204-2205 Club Cup	50
2206-2207 Club Cup	50	2205-2206 Club Cup	50
2207-2208 Club Cup	50	2206-2207 Club Cup	50
2208-2209 Club Cup	50	2207-2208 Club Cup	50
2209-2210 Club Cup	50	2208-2209 Club Cup	50
2210-2211 Club Cup	50	2209-2210 Club Cup	50
2211-2212 Club Cup	50	2210-2211 Club Cup	50
2212-2213 Club Cup	50	2211-2212 Club Cup	50
2213-2214 Club Cup	50	2212-2213 Club Cup	50
2214-2215 Club Cup	50	2213-2214 Club Cup	50
2215-2216 Club Cup	50	2214-2215 Club Cup	50
2216-2217 Club Cup	50	2215-2216 Club Cup	50
2217-2218 Club Cup	50	2216-2217 Club Cup	50
2218-2219 Club Cup	50	2217-2218 Club Cup	50
2219-2220 Club Cup	50	2218-2219 Club Cup	50
2220-2221 Club Cup	50	2219-2220 Club Cup	50
2221-2222 Club Cup	50	2220-2221 Club Cup	50
2222-2223 Club Cup	50	2221-2222 Club Cup	50
2223-2224 Club Cup	50	2222-2223 Club Cup	50
2224-2225 Club Cup	50	2223-2224 Club Cup	50
2225-2226 Club Cup	50	2224-2225 Club Cup	50
2226-2227 Club Cup	50	2225-2226 Club Cup	50
2227-2228 Club Cup	50	2226-2227 Club Cup	50
2228-2229 Club Cup	50	2227-2228 Club Cup	50
2229-2230 Club Cup	50	2228-2229 Club Cup	50
2230-2231 Club Cup	50	2229-2230 Club Cup	50
2231-2232 Club Cup	50	2230-2231 Club Cup	50
2232-2233 Club Cup	50	2231-2232 Club Cup	50
2233-2234 Club Cup	50	2232-2233 Club Cup	50
2234-2235 Club Cup	50	2233-2234 Club Cup	50
2235-2236 Club Cup	50	2234-2235 Club Cup	50



November 11 - FBCC Meeting Minutes

By Nigel Brooks

Attendees: 47 were counted present.

(Last names only): Baker, Barefield, Benson, Blakely, Bowen, Brooks, Buto (2), Chapin, Conger, Converse, de Jong, Fisher, Fowler, Gee, Jakubek, Klug, Looper (4), McCombe (2), Mims, Moran, Rich (Rich), Moran (R & C), Morgan, Garvin, Novak, Owens, Pine, Phillips, Saunders (2), Sharpe (2), Ssvendsen, Steidinger (2), Swift, Thomas, Thornton, Waldrop, Wesley, Kabiol, Kline.

Location: Twin Peaks Restaurant, Greenville, SC.

Opening Statements:

We have one guest, Bob Kabiol, and three new members present, Frank Garbin, Carl Baker & Dave Kline.

Pete stated that the last month was an expensive one. Pete also stated that the dues for 2026 will remain at \$30.

All regalia has been posted on line to make Tonya's job easier. Please go to website to purchase items.

Paul Z indicated that the garage session will be this Saturday, and that we have Kirt Fisher, Jack's place owner, present at the meeting tonight.

There will be a ride to Ecusta Brewery in Brevard, with the NC club Wednesday 19 Nov., a ride to Chesire Arms in Black Mountain NC on 23 Nov., and a reminder to all about the club Christmas party on 1 Dec. (60 people have signed up so far). See current and future emails for details. Also, Jud will have something going on so watch for emails on his rides.

Veterans day award certificates were handed out during the meeting.

This weekend there will be an open studios event in downtown Greenville. A flyer was handed out to all those interested in attending.

Jud will be hosting a spring croque event, so watch for emails about the event.

Carl Baker would like to hold a Speed-Time-Distance rally sometime in the spring 2025 for the club. He has been a rally master for several other clubs. A show of hands indicated an interest in taking part in a rally. Carl will start putting together the details and get the ball rolling. Watch for emails.

Chuck Gee qualified at Road Atlanta in his class. Congratulations to Chuck.

Tom Buto indicated that we need to nominate and vote on 2026 officers of the club. The proposed officers are: Paul Zimmerman (President), Andrew Steidinger (past President), Chuck Gee (VP), Nigel Brooks (Secretary), Pete Jakubek (Treasurer), Tonya Looper (Director), Paul Novak (Director), Ryan Owens (new Director), Marc Morgan (new Director). Eddie Saunders (Advisor), John Sharpe (Advisor). The slate of candidates was presented to the membership present, nominations from the floor invited, there being none, and the slate of candidates were elected by acclamation of the membership.

Program: Ryan Owens presented a very well documented slide/video history and documentary of his grandfather Cotton Owens, who was one of the veteran NASCAR drivers in the 1940's up to 1960's. His grandfather actually predated NASCAR, and was a Hall of Famer in the modified class of car racing. A few of the presentation highlights are as follow:

Ryan got into British cars when he bought a 1969 Arckley SS from a club member. Ryan is considered the black sheep of the family for his love of European cars.

Ryan had three Alpha Romeos, that his grandfather called "Afra's."

His granddad was a Navy Veteran from WW II, who would come back from the war and get a job at a local junk yard in Spartanburg.

His boss at the junk yard, Dover Sposeby, was a race driver. He introduced Cotton to car racing, which he said was easy!!! This was the start of Cotton's racing in 1946.

Cotton Owens built a garage /junk yard/house on the Ashville highway in Spartanburg, which turned into Ryans' playground when he was a kid.

Cotton would race modifies Dodge/Chrysler/ Plymouth cars that he would build from junk cars. Modifieds were souped up hot rods, about 350 HP, and this was where the money was made. Cotton would go to races for the purses offered.

At that time, late 40's an early 50's, Spartanburg was the hub of NASCAR racing.

My granddad was not a talker or teacher, but a doer. My grandmother kept all the news clippings and awards, etc., from which I was able to construct a history of my granddad.

Cotton raced at the Spartanburg fairground track,

(Continued on page 11)

(Continued from page 10)

making the 70A car famous.

Ryan's dad was the mechanic for my granddad.

Ryan was very close to Cotton; in fact, he was my second dad.

There was a race promoter named Joe Littlejohn, who saw my granddad hanging out at the racetrack in Spartanburg, and called him that little cotton hair kid, because of hi blond hair. The nickname stuck with him for the rest of his life.

Cotton had 54 wins in a season, several times, and won 23 in a row in one season. Racers would come from all over to try and beat Cotton on the tracks.

At this point NASCAR wanted to expand and build a world class race track, initially looking at Spartanburg as the premier NASCAR location. But the county council voted down the proposal as they were worried about booze, traffic and congestion in Spartanburg. So they lost out to Talladega and Charlotte, and the rest is history.

Cotton's career came to an end when he had to make a quick decision in 1959 to either hit a wrecked race car or plow into a group of spectators. He chose the wrecked car and ended up in the hospital for 15 days, ending up with double vision. However, he drove for another 13 years with double vision.

Cotton did not run moonshine as most drivers did before NASCAR in those days. In fact, he did not drink, and refused to take advertising dollars from liquor or tobacco companies.

For the 1959 Daytona race, Cotton built a 1957 Pontiac "Thunder Chick" race car and qualified for the pole position. This race was the first NASCAR win for Pontiac.

My granddad was very safety conscious, added extra door bars above what NASCAR required at the time, and adding fuel spillage valve to prevent fires.

In 1964, Cotton started using the Chrysler Hemi engine, which could develop up to 650 HP. This change racing forever, as the Hemi was unbeatable. NASCAR eventually banned the Hemi in 1965, so Cotton and others turned to 1/4 mile drag racing. Cotton put a Hemi in the rear of a station wagon and called it the "Cotton Picker".

My granddad had an outstanding career as a race driver with only an 8th grade education. He was very loyal to the Dodge /Chrysler/

Pontiac brand to the very end.

At this point we ran out of time but look forward to invite Ryan back to present Cotton's later race activities.

50/50: *R. Wesley won \$66, and F. Thomas won the 3-car British model set.*

What We've Been Working On

From Scott McCombe

Then THIS happened approaching Black Mt

After 2 hours of ups and downs and lefts and rights and 15 miles from Black Mountain, my brake pedal goes halfway to the floor before engaging stop mode. YIKES! Fortunately, my braking system in the TR7 has a somewhat independent rear and front system. Thankfully, this affected only the front brakes. When allowed to cool for just 5 minutes, the fluid cooled enough to provide a solid pedal.

I'm just beginning to do the diagnostics to get at the bottom of this. However, jacking the front end up reveals that the right front wheel spins with no touching or dragging of the pads. But oops, the wheel wobbles significantly on the front bearings. Not good.

My guess is that the right-left-right motions of the right wheel in the mountains (due to the loose wheel bearing) caused it to constantly be in contact with one side pad and then the other, etc. There is also the potential that the bearing itself was generating enough heat to eventually boil the fluid boiled and became useless. Thankfully the brake pedal went almost to the floor, but not all the way to the floor.

The drive back home via the highway was a smart choice and new wheel bearings are now on order. A bit of a close call, I'd say. Oh, yup. I should have flushed that brake fluid a few years ago. Advice is don't wait THAT long...



What We've Been Working On

From Paul Zimmerman

Work on the three wheeler is back on track. We needed a new cross brace that the transmission bolts to. It slips over the two long tubes and the transmission is attached to it via two studs on the bottom of through holes in the cross brace. If everything doesn't line up exactly right the leaf springs don't sit correctly in relation to the back swing arms. Chris Gilman and I took exact measurements where the holes for the long tubes needed to be and then John Burton on his milling machine worked his magic to get it just right. So that part is done.

These vehicles originally only came with a rear handbrake. Hydraulic brakes were fitted to the front wheels over time for safety. Mine came with what we think are Morris brakes either from a Morris Minor or a Morris 8. But they were worn. After much reading we decided to go the route of my three wheeler friend Peter Ballard and fit rear brakes from a Triumph Spitfire. Chuck Gee found backing plates and drums, Peter had some new shoes he didn't need and I purchased the other parts new. Chris Gilman did some nifty machining to create a spacer for the axle so the back plates did not sit against the sliding pillar suspension, we used Eddie Saunders' milling machine to trim the brake drums a bit and then I assembled both brakes on the vehicle. Another box ticked and after a few mistakes I know how to put drum brakes together. Who knew the springs went on the inside against the backing plate!



I've been working on the new dashboard for a few months now. The old one was junk and made from cheap 1/4" plywood. Not original for sure! I used it as a template and cut a new one from a piece of Ambrosia Maple I've had for a while. A few touches from the router softened the edges, several coats of high glass spar varnish and I was ready for layout.



The original dashes had a metal plate that fit over a hole in the dashboard and that's where most of the instruments went. Much like my Plus 4. I purchased a new plate via the Three Wheeler Club in the UK. Some of the old instruments were good but I did buy some new switches. Also a key system to turn on the ignition for the starter button. Thank you John Burton and Eddie Saunders for helping me puzzle that one out.



After I don't remember how many trial layouts for the instruments and switches, I was ready to start drilling the holes in the blank metal plate. It was not pre drilled and I had one shot at it. I



first cut a piece of luan the same size and shape as the metal plate. Drilled all my holes, made sure instruments fit and I was happy. The luan then became my template when I drilled the holes in the actual metal plate. And it all fit nicely. After the holes were drilled I sprayed the plate with wrinkle paint as it should be and then assembled the dash. All Morgan three wheelers came with a St. Christopher's medal with the chassis number on it attached to the dashboard. I was able to procure a replica from the Morgan Three Wheeler Club and now my vehicle has one again.

To be continued....!

What We've Been Working On

From Ryan Owens

I recently put authentic Scottish tartan wool plaid inserts in the door panels on the Arkley.



Then I found a 1970 Jaguar E-Type project on Bring a Trailer and next thing you know it's parked in my garage. The car was from an estate sale and hasn't been run since 2012. Looking forward to throwing lots of time and money at it in hopes of getting her back on the road in the next year.



From Scott McCombe

Jim Wells found himself nearly brakeless while driving around Travelers Rest a couple months ago. Despite being an MGB, Mr. Triumph Bob Moore and notanmg Scott McCombe jumped in to help replace the master cylinder. When Bob couldn't find an available IPA during the extreme hot spell, he discovered that when desperate, even brake fluid tastes good enough. Not recommended however.



Our Internal & External Faces

From Scott McCombe

The FBCC continues to maintain four main interfaces with its members and with the general public. The first is our website at <https://fbccsc.org/>. The second is our Facebook presence at <https://www.facebook.com/groups/foothillsbritishcarclub>. The third is The Open Bonnet, a monthly newsletter at <https://fbccsc.org/the-open-bonnet/>, and the fourth is our email distribution system through fbccemail@GoogleGroups.com.

One of the amazing aspects of each of these forward faces is how well monitored and managed they are to keep them appropriate and clear of the scams, junk, and mistreatment that seem to pervade social media these days. I admire the control and management that Brett Looper provides for our Facebook presence, and we should all thank him regularly for being the great gatekeeper of that forum.

Likewise, Paul Zimmerman, Ryan Owens, and Al Converse have managed to develop and improve our website presence to be the amazing "place to go to" when needing to know anything about the FBCC. It continues to draw new members at an amazing pace.

Our Google Group email distribution system is so popular that it has morphed into what is almost a blog-like status providing minute-by-minute coverage of the activities, needs, and interests of our members. The conversion or addition of a blog-type group may indeed be the next development that the FBCC decides to pursue if we continue to find our email boxes swamped with so much communication.

Likewise, much of the repetition and bulk in your newsletter is now more appropriately found on our website. I thank all of our members who have assisted with that effort. As both your newsletter editor and Google Group administrator, I plan on sending out a survey in 2026 to determine what you would like to see in the way of changes to these services in the coming year. In the meantime, I think we are an amazing club and so thankful for so much involvement and participation. Happy New Year FBCC!

Updating Your Password For The FBCC Website Members Area

Our webmaster, Al Converse, has provided a very easy way to update your access to our FBCCSC.ORG

website members-only area. Assuming you were originally setup for our website with your email address when you joined the FBCC, please follow these steps:



- 1) Select "Member Login" from the "Member's Area" drop down menu.
- 2) Select "Forgot Password". Your user ID is the email you use for our FBCC Google Group.
- 3) Enter your email address and select "Reset Password". It may take up to 24 hours to receive a new auto-generated password to your email in an effort to impede hackers.

A Bit Of MGB Poetry

From Bill Thornton

Oh Emmy G you are my B

Forever and all time

Your flowing lines, your timeless curves

Are really quite sublime

The Prince of Darkness may appear

From time to time, That's true

But nothing that he throws our way

Will dent my pride in you

Emotions soar and I feel alive

When we are on a nice long drive

And so it's clear, my Emmy dear

For everyone to see

Come hail or snow, rain or shine

I love My MGB!

Your FBCC Name Tags

By Paul Novak

I recently volunteered to reinstitute our practice of issuing free paper name tags/badges and lanyards to new members at FBCC events. I was given my paper name tag/badge at one of the first FBCC Monthly Meetings that I attended in 2022 and I still use it. Since then I purchased one of the plastic/magnetic name tags through our FBCC Regalia Coordinator (currently Tonya Looper) and typically use that while attending FBCC events. Details of how to order the plastic/magnetic name tags (\$11.00 plus \$5.00 for shipping) are found elsewhere in this Open Bonnet. I have found it handy to have my FBCC paper name tag as a backup for FBCC events when I misplace my plastic/magnetic one. I also find it very helpful when other FBCC members wear their name tags at club events to help me with their names. This is not only true for new members but also helpful for those long time members that I haven't met yet or don't see very often.

I prepared paper name tags for the several of the recent new members and will have them with me to hand out at upcoming FBCC events. Please contact me if you would like me to prepare an FBCC paper name tag and lanyard for you and bring it with me to upcoming FBCC events.

<https://fbccsc.org/membership-directory/>

Links of the Month

(send the editor your favorites)

From Bob Moore

Fuel Stabilizers – Only one really works!

Twenty-two minutes of listening to his annoying hi-pitched voice, but some pretty compelling results.

<https://www.youtube.com/watch?v=OHXYWxMkhog>

Secret Words:
"On Your Bike"

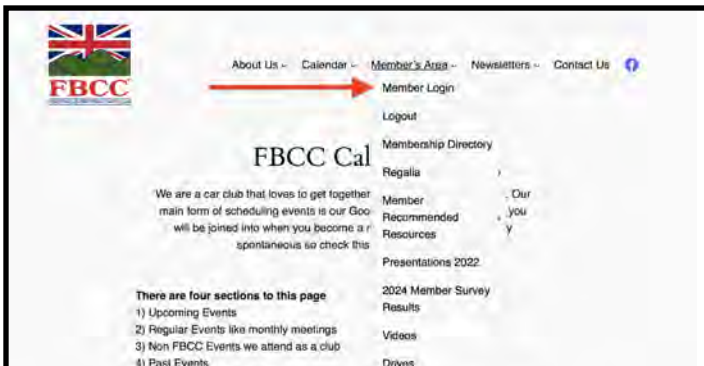
Brit slang for
GET LOST

New FBCC Website Page: Member Recommended Resources

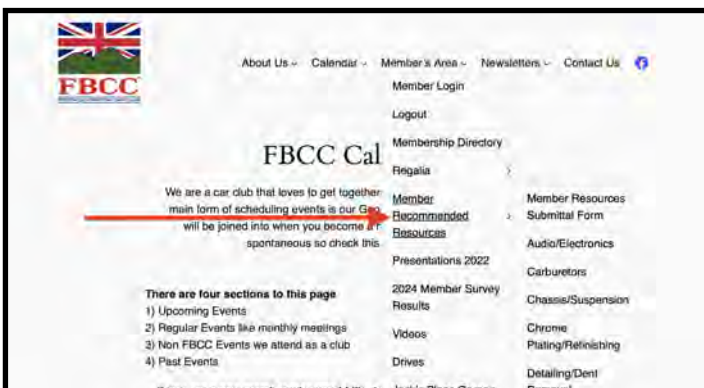
As you may have seen in our Google Group emails, we've added a Member Recommended Resources Section to our website (FBCCSC.ORG). Ryan Owens came up with the idea of gathering all the recommendations our members make in emails into one place so we can all reference it when we need it. Here is a guide on how to access it and use it.

Keep in mind these are recommended by members. The FBCC does not vet or clear them. We trust our members to only recommend resources they have used and liked.

Step 1 - Log into the website using your member log in information. You must be logged in as this area is for member's only. We feel this is something that only paid members should have access to.



Step 2 - Click on Member Recommended Resources In the Member's Menu. A bunch of choices will pop up on the side. Those are the categories we have placed them under. In some cases, a business is under more than one category because they do multiple things.



Step 3 - You can see some of the choices in the red box. Just click on the one that is appropriate for the recommendation you are looking for, and you will find them. We have included addresses, phone numbers and websites if they have one.



Do you have a resource to recommend?

If you do simply click on Member Resources Submittal Form in the menu and that takes you to a page where you can submit one.



Not a Member? Contact Us At

<https://fbccsc.org/contact/>

Already a Member, Use

<https://fbccsc.org/membership-directory/>

FBCC Open Garage Tech Sessions at Jack's Place!!!

Does Your LBC need Some Attention?

Generally, the FBCC garage is open at 9am on the third Saturday of each month. If you would like to put your car on the lift, need some help with some mechanical issue, or just want to hang out, come and join us. Helping diagnose issues and assisting with fixes is what we love to do.

An FBCC Safety Supervisor (wearing the orange vest) is responsible for notifying the general membership and identifying specific activities that may take place on that day. Our supervisors open the shop, close it down, and make certain that the proper safety procedures are followed.

Guests are always welcome to enjoy the fun, but the FBCC must limit the use of the garage to member cars only.

Your Best Garage Time!

We really love getting together to talk shop and even address real mechanical LBC issues using our 2 and 4-post lifts at the club garage. We also can advise members about interior repairs, paint touch-ups, Lucas electrical issues, brake hydraulics, ignition issues, and more. Some of us just observe!

The FBCC monthly garage event occurs behind the offices of Ironhorse Motorcycle Lawyers Inc. off Poinsett Highway regularly on the 3rd Saturday of the month. Check your emails for coming event details.

Not a Member? Contact Us At

<https://fbccsc.org/contact/>

Already a Member, Use

<https://fbccsc.org/membership-directory/>

Monthly Safety Supervisors 2025

Jack's Place, 617 Poinsett Highway (Rt. 276) 29609

Month	Supervisor
January 18, 2025	Tom Buto
February 15, 2025	Scott McCombe
March 15, 2025	Drew Steidinger
April 19, 2025	Bob Moore
May 17, 2025	Mike Schindler
June 21, 2025	Gerald Petter
July 19, 2025	Roy Scharwachter
August 16, 2025	Paul Novak
September 20, 2025	Mark Riesch
October 18, 2025	Curtis Orlowski
November 15, 2025	Jud Chapin
December 20, 2025	TBD



For Sale: Triumph TR6 parts - Contact Van Kicklighter at vkicklighter@gmail.com or texting (217-685-5661)

Item	Price	Notes
Sheet Metal		
Hood (Bonett)	500.00	Dent in center – easily repaired (Photos)
Right Front Fender	300.00	Very good condition. Original. Photos – outside, inside & light housing. Original.
Right Rear Fender	300.00	Very good condition. Original. Photos – outside, inside & light housing. Original.
Left Rear Fender	300.00	Good condition with rust at light enclosure. Original.
Left Rear Fender #2	200.00	Solid fender except for rust around the light enclosure. Original. Photos – outside, inside, rust around light enclosure.
Front Bumper	200.00	Good condition – Chrome “bubbling” towards middle of the bumper Photos
Body		
Right side door	300.00	Complete door with hardware, hinges & glass. Minor damage at top rear corner where rear fender was pushed into it. Photos
Door check straps & boots	15.00 ea.	2 new - TRF
Skid pan	40.00	Not cleaned but very good condition
Scuttle vent lid/door	25.00	With used seal (grommet) in good condition
Trunk hinges	35.00 ea.	Both sides (L & R) – media blasted and primed
Metal dash panel (behind wood dash)	150.00	Early TR6 - NLA by any of the major vendors
Window Regulator – right	25.00	Passenger side – good working condition
Brakes		
Front brake dust/backing plates – 2	40.00 ea.	Media blasted and epoxy primed
Rear brake backing plates – 2	40.00 ea.	Media blasted and epoxy primed. It looks like these are no longer available except used.

Wiring & Electrical		
1969 full wiring harness	Make offer	Not cleaned and it has typical cuts and hacks. Does have rear bulb sockets. Dash bulb sockets have been removed.
1970 full wiring harness	Make offer	Not cleaned and it has typical cuts and hacks. Does have rear bulb sockets and ignition lock.
Turn signal stalk	35.00	Black - Original in good condition
High beam stalk	35.00	Black - Original in good condition
Front turn signal lenses – right & left	60.00 for the pair	Early Lucas with chrome edges. 2 sets – cleaned and in good condition. One lens has a small crack that does not extend thru the lens.
Side marker lenses – right & left	30.00 for the pair	One is missing the aluminum reflector.
Suspension & Steering		
Rear Trailing Arm	100.00 ea.	Both right & left. Media Blasted – Studs NOT replaced. Will replace studs for \$50.
Front suspension items – upper A-arms and related.		Let me know what specific parts you are looking for.
Steering rack – 1970	75.00	Original – not cleaned. Don't know the condition but believed to be in good working order.
Steering column – 1970 locking	100.00	Includes column, complete shaft, U-joint and ignition lock.
Upper Control Arm assembly	125.00	Original complete set – both sides.
Rubber and Grommets		
Steering column grommet – thru firewall		New - TRF
Bonnet buffer (wedge shape)	5.00	Set of 4: New - TRF
Bonnet locater (bullet shape at front)	2.50	Set of 2: New - TRF
Wheels		
Original early steel wheels – 3	w/studs - 100.00 w/o – 75.00	1 with Rostyle studs still present – 2 others missing the stud but with the hole
Early steel wheels – 2	60.00 ea.	2 plain steel wheels.
Aluminum trim rings	Not sure how to price these: Text or email me.	Original aluminum trim rings. Not cleaned or polished – original finish. Normal dings.



For Sale: Triumph TR4 parts

Contact Chuck Gee at 760-712-6540

TR4A generator, will also fit TR3A and TR4 - \$50
TR2-TR4 clutch pressure plate and disk, new - \$150
TR4 transmission, CT 1363 - \$200
TR4A radiator, good condition - \$100
TR4 Speedometer, curved glass, excellent condition - \$100
TR4 Tachometer, curved glass, excellent condition - \$100
TR4 Temperature gauge, straight glass, excellent condition - \$50
TR4 fuel gauge, straight glass, excellent condition - \$50
TR4 oil pressure gauge, straight glass, excellent condition - \$50
TR4 ammeter, curved glass, excellent condition - \$50
TR4A-TR6 IRS axle assembly with half shafts - \$150 each (have 2)
TR4/4A heater box assembly- \$50

Other miscellaneous parts including switches, switch plates, center dash support, vent ducts, etc. Let me know what you need and I'll take a look.

.....

For Sale: TOOLS, Shop Gadgets & MGB Parts. We're dealing – make an offer! Contact Jim Dunkel at 864-633-6470. Call and leave message or text your name & questions.

Tools & shop gadgets

Rack to support door for work & painting - \$20
Rack to support door for placement on car – adjusts height - \$20
Central Machine 3/4hp. Grinder with wheels & buffer on stand; 8" Model s-1748. \$129.
Complete Hydraulic Ram Kit in original box, for body work - \$98
Large floor jack - \$65.
2 Plastic car ramps - \$39 for both
2 Spring Compressors - \$14 for both
Soldering Gun - \$16
10 welding rods - \$19 for all
Compcams cam setting degree wheel - \$5
Zim s-type valve lifter #125 - \$15
Tool for honing MGB cylinder bore - \$5
Graco spray gun Model 600, clean - \$80
Touch-up spray gun suction - \$45

MGB Parts:

Twin SU Carbs for MGB, used, with manifold, heat shield, air cleaners, throttle cable, choke cable & linkage - \$395
Weber down draft carb with manifold, used - \$169
New MGB reprint owner's manual - \$16
Two complete rear tail lamps - \$39
New distributor cap & ignition wires - \$18
Original MGB oil pump - \$89
2 new front seat belts, Secon 514130 - \$99
New set of tie rod ends - \$15
New top & bottom radiator hoses - \$15
Rear side marker light - \$5
MGD gas tank sending unit - \$5
MGB steering rack boot, shift lever boot & surround, black - \$9

For Sale: 1953 MG-TD2

This MG-TD2 is one of the last TD's manufactured in 1953 by Morris Motors in Abingdon, UK. The number "2" in the designation recognizes added body weight (200 lbs) and style changes for the last few cars made with the TD badge. We purchased the car following its near-complete restoration in 1979 and have owned it 47 years. The car odometer reads 33,654 miles and the trip odometer is 1012, which represents the actual mileage since the restoration. The car has won numerous trophies and is in great condition. The interior, exterior and underside of the car are exceptionally clean. In the last few years we've added four new tires, new wheel and master cylinders, a newly chromed luggage carrier, a new distributor, rotor and new battery.

A professional appraisal in 2019 indicated the car has a value of \$26,900. This figure will be used as a reserve when and if listed on Bring-A-Trailer in the coming months. I would prefer to sell it locally if there is an interest with a sales price close to this figure.

Additionally, the car will be sold with numerous new and used parts, to include: an original steering wheel, five hub caps, five tire protectors, a valve cover, 2 wind screens, 2 door handles, 2 air cleaners, 2 fender rearview mirrors, lots of used engine, ignition, and brake parts, a TD Operations Manual, a TD Workshop Manual, a Lucas Fault Diagnosis Service Manual, a Hemmings Collective Restoration Guide, two MG texts (The MG Companion and The Classic MG) and over 200 issues of The Sacred Octagon, MG Magazine, British Motoring, Moss and Hagerty Journals. These will add to the car's value if anyone wants to market used parts. I can be reached at 864-979-6380 with any questions. Thanks for your interest.



CLASSIFIEDS

Classified ads and posting products or services is FREE for any paid member. Advertise most anything car related within reason. Contact an FBCC officer or the newsletter editor at notanmg@gmail.com.

For Sale - Lotus Europa, Midget, and XJ6 Parts

If anyone is looking for parts for a Jag XJ6C or Mk2 I am going to be parting out a couple of cars. I also have some Lotus Europa S2 parts and MG midget parts. Peter Morton peter@nobudgetracing.com

For Sale - Oil Cooler Adapter \$150 obo

I have new old stock, Made in England oil cooler adapter and filter with hoses fits a TRIUMPH TR6, TR250, and likely a GT6 and Vitesse. Moss part #635-300

Contact John Burton at 864-872-2424



For Sale - 1994 Jaguar XJS \$16,000

6cyl 53,000 miles. Nice shape...come look, it's in Greenville. I've owned/loved this beauty for 25 years, Rich Kummrow 262-893-3970 richardk1606@gmail.com



For Sale -1975 MGB - Make Offer Please

Original owner, great condition, overdrive. Driven regularly. All maintenance records, 132,000 miles. A somewhat historic car – bought new in London and then went across the Atlantic Ocean three times (not under its own power!) as its owner was reassigned by the US Air Force. Owner is Dave Skilling who is reluctantly downsizing. Contact Richard Kozicki at 404-754-6174. rkozicki@bellsouth.net



For Sale - 1968 MGC- \$20,000

Call Rich Moran 864-430-8840



For Sale - Knock Off Hubs \$140

I have three (3) extremely nice fine thread, 12tpi chrome knock offs available. Originally for MGTC, TD, TF, MGA and early MGB's. I believe that they may have been mounted but never used or tightened as there's evidence of grease on the threads. There's no damage that I can see anywhere.

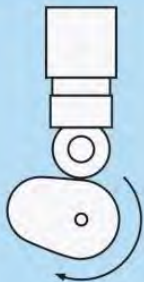
Unlike the knock offs that are made today, these are solid brass and are identified as,, RIGHT (OFF) SIDE and LEFT (NEAR) SIDE. Reproductions available from most suppliers generally are identified as having only RIGHT SIDE or LEFT SIDE.



Contact John Burton at 864-872-2424

PRODUCTS & SERVICES


Abingdon Performance Ltd.



- CSI ignition Distributors
- MG T Roller Cams
- MG T Roller Rocker Arms
- MG T Stainless steel swirl polished valves
- Comp Cams
- Manton Push Rods
- Harland Sharp

Len Fanelli

abingdonperforma@aol.com

(914) 420-8699 |  AbingdonPerformanceLtd.

NAPA & O'Reilly's FBCC Club Discounts on Purchases

This "Garage Discount" will allow FBCC members to receive the same discount as a commercial garages. The amount of the discount is based on the item purchased. Tell the counter person you are with Foothills British Car Club. This is for cash or credit card purchases. Napa offers the discount for CORP. NAPA Stores nationwide. Napa franchise owner stores may accept this agreement. The account numbers for NAPA and for O'Reilly's may be obtained from Mike Barefield. Please contact Mike Barefield at 864-313-7377 if you have questions.

TR City

Restorations



Alan Salvatore

864-252-5070

alansalvy@gmail.com

Sales

Parts

Service

959 Deyoung Road
Greer, SC 29651

Triumph Restorations

spitfire4@1147cc.com

864-613-4184



Brad Penn Oil available at discounted price to FBCC

"In order to get FBCC pricing on Penn Grade Oil, make sure you identify yourself as an FBCC member when you call Shawn"



G.A.S. Racing Inc. - Shawn Morrow
(864) 958-1640 gasracinginc@gmail.com

It's Time To Hit The Open Road

MORE STYLES TO
CHOOSE FROM



QUALITY WHEELS
FOR VINTAGE CARS



RETRO 4 • CLASSIC 8 • LEMANS • SILVERSTONE

VTO Wheels FBCC Member discount. \$50.00 off a set of 4 wheels. Orders must be placed through Hap Waldrop, phone 864-884-4450 or email hapwaldrop@acmespeedshop.com

FINE LINE Auto Works, Ltd.

"Serving the Classic, Exotic, and Special Interest Collector Car Market Since 1973"

- Award Winning Restoration And Refinishing •
- Certified And Registered Collision Repair •
- Paintless Dent Repair •

Denny-Trask • Proprietor (828) 286-3348 • (828) 447-6022 Cell

FLAWLESS FINISH

Joel Moss

Cell: 864-809-1526

Email: flawlessfinishpdr@yahoo.com

- Professional Hail Damage Repair -
Got Dents and Dings? Give us a Ring!

PAINTLESS DENT REPAIR

The Open Bonnet

Published monthly by The Foothills British Car Club on the website www.fbccsc.org

Scott McCombe, Editor, The Open Bonnet
Karen McCombe, Proofreader
201 Club View Drive
Greenville, SC 29609
notanmg@gmail.com

The FBCC Newsletter appreciates all submitted material for publication. However, neither its editors nor the FBCC accepts responsibility for content accuracy or problems resulting from following suggestions included herein.

Raffle Tickets

During our Monthly Meeting you could be the next lucky 50/50 raffle winner. Tickets are \$1.00 but you can receive an additional FREE TICKETS when you:

- 1) Wear your Name Tag,
- 2) Drive a British Car, or
- 3) Know The Open Bonnet Secret Word

Advertisements for Product or Services in The Open Bonnet are free for current members. There is no charge for vendor advertisements when special discounts and offerings are applied to club member purchases. Contact an FBCC officer or the newsletter editor at <https://fbccsc.org/wp-content/uploads/2025/07/FBCC-Directory-07-15-2025.pdf>

How do I Contact the Membership?

- As a paying member, YOU have the ability to contact everyone.
- From your membership email address send to FBCCemail@googlegroups.com and all members will receive it.
- Please take time to note when you reply that each email system is different.
- "Reply All" will send your response back to the entire membership.
- "Reply" sends to ONLY the initiator.
- If you change your email address, please let Scott McCombe know at notanmg@gmail.com so you continue to receive all club emails and The Open Bonnet.

Join the Foothills British Car Club

It's easy. Fill out a membership form found at www.fbccsc.org and submit electronically, or by mail to the address on the form. Members receive this monthly newsletter and club emails through the FBCC Google Group, advertise car stuff for free, and have access to a well-furnished 2-bay service station garage affectionately called "Jack's Place". All this for an annual fee of \$30, or \$15 after July 1.

If Not Receiving Your FBCC Google Emails?

New SPAM email policies seem to be biting some member systems so that emails are not going to their in boxes. Please add to your contacts list the address fbccemail@googlegroups.com (and if a Board member add fbccboard@googlegroups.com).

Your 2026 FBCC Officers

Voting Board Members	
President	Paul Zimmerman
Vice President	Chuck Gee
Secretary	Nigel Brooks
Treasurer	Pete Jakubek
Board Member	Ryan Owens
Board Member	Marc Morgan
Board Member	Tonya Looper
Board Member	Paul Novak
Advisor-Past President	Drew Steidinger
Appointed Positions	
Advisor	Eddie Saunders
Advisor	John Sharpe
Garage Foreman	Tom Buto
Website Manager	Al Converse
Newsletter Editor	Scott McCombe
Regalia Coordinator	Tonya Looper

Not a Member, Contact Us At

<https://fbccsc.org/contact/>

Already a Member, Use

<https://fbccsc.org/membership-directory/>

**See the Just British Online
Motoring Magazine Event
Calendar here for a more
complete listing of car events**

<https://justbritish.com/calendar/list/>

**See the Moss Motors Event
Calendar here for a more
complete listing of car events**

<https://mossmotoring.com/event-calendar/>

Find FBCC Calendar Here:

<https://fbccsc.org/calendar/>